



Project _____

Item # _____

Quantity _____

Drop-In Modular/Ganged Heated Wells

Models:

- HWBI-1, -1D, -1DA
- HWBI-2, -2D, -2DA, -2M, -2MA,
- HWBI-3, -3D, -3DA, -3M, -3MA,
- HWBI-4, -4D, -4DA, -4M, -4MA,
- HWBI-5, -5D, -5DA, -5M, -5MA,
- HWBI-6, -6D, -6DA, -6M, -6MA

- HWBLI-1, -1D, -1DA
- HWBLI-2, -2D, -2DA, -2M, -2MA,
- HWBLI-3, -3D, -3DA, -3M, -3MA,
- HWBLI-4, -4D, -4DA, -4M, -4MA,
- HWBLI-5, -5D, -5DA, -5M, -5MA,
- HWBLI-6, -6D, -6DA, -6M, -6MA

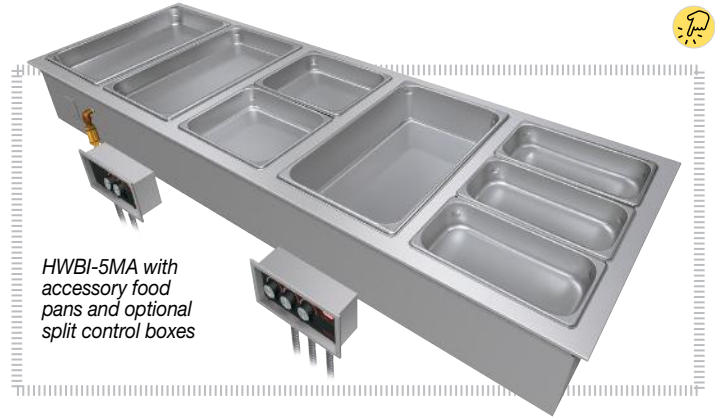
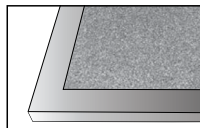
Hatco Modular/Ganged Heated Wells keep hot food at safe serving temperatures, with better quality construction, longer holding times and more accurate temperatures. They are full-sized wells, grouped together in a modular fashion to provide customers with a complete steam table contained within one piece of equipment. This means easy installation with a clean integrated look for your steam table.

Choose the number of wells, from 1 to 6 unit configurations, as well as voltage, auto-fill, controls, drain, cord and mounting options. Each well has its own individual control to regulate the temperature of each separate food offering.

Standard features

- Longer holding times with more accurate temperatures
- Separate lighted On/Off rocker switch and temperature dial for easy operation
- 50% larger drain with flat screen simplifies cleaning and holds pans level
- Unique design allows quick change of element or thermostat if needed
- EZ locking hardware for quick installation
- Stainless steel construction and solid brazed drain fitting joints for durability
- A 6' (1829 mm) conduit is included for convenient placement of controls

Well cover accessories with Swanstone® simulated stone surface converts the well to a heated shelf. Available in one or two pan covers and is placed on top the well unit with no installation required.



HWBI-5MA with accessory food pans and optional split control boxes

Options (available at time of purchase only)

- Surface Hole Mounting to Countertop (Includes EZ Lock)
- Stud Mounting to Countertop
- Three-Phase Wiring (not available on HWBI-1 series or export voltages)
- 3 foot (914 mm) flexible conduit only available with split control boxes – not available in Canada. 6' [1829 mm] conduit is standard.
- Copper Drain Manifold with side exit (not available on 120V units, HWBI-1 or HWBLI-1 Series)
- Copper Drain Manifold with bottom exit (not available on 120V units, HWBI-1 or HWBLI-1 Series)
- Cord for HWBLI-2, -3 or HWBI-1, -2, -3, -4, -5, -6 (Single phase/single control box only, not for export voltages)
- 27" D (686 mm) Bezel for modular unit to match Hatco CWB models in a countertop display

Accessories

- Heated Well Covers with simulated stone inset (use only in dry mode):
- 1 Pan Well Cover (14" [356 mm] W x 22" [559 mm] D x 2" H [51mm]):
 - Night Sky Gray Granite Bermuda Sand
 - 2 Pan Well Cover (28" [711 mm] W x 22" [559 mm] D x 2" H [51mm]):
 - Night Sky Gray Granite Bermuda Sand
- Rectangular Full-Size Stainless Steel Food Pans:
- Third-Size (2.5" [64 mm] H) Half-Size (2.5" [64 mm] H)
 - Full-Size (2.5" [64 mm] H) Full-Size (4" [101 mm] H)
 - Full-Size (6" [152 mm] H)
- Round Food Pans: 4 Quart (4 Liter) 7 Quart (7 Liter)
- Hinged Lid for Round Pans: 4 Quart (4 Liter) 7 Quart (7 Liter)
- Notched Lid for Round Pans: 4 Quart (4 Liter) 7 Quart (7 Liter)
- Stainless Steel Wire Trivets: Half-Size Full-Size
- Plated Wire Trivets: Half-Size Full-Size
- Adapter to Convert Warmers to hold Round Pans:
- Holds two 4-Quart (4-Liter) Rounds
 - Holds two 7-Quart (7-Liter) Rounds
- Support Bars: 12" (305 mm) 20" (508 mm)
- External Copper Drain Manifold with Individual Shut-Off Valves per Well (Only for units with individual drains):
- 2-Pan Unit 3-Pan Unit 4-Pan Unit 5-Pan Unit 6-Pan Unit
- Ball Valve for Unit with Drains: 3/4" 1"
- Gate Valve for Unit with Drains: 3/4" 1"
- Heated Well Remote Handle for 3/4" drains

For operation, location and safety information, please refer to the Installation and Operating Manual.



HATCO CORPORATION | P.O. Box 340500 Milwaukee, WI 53234-0500 U.S.A. | (414) 671-6350



www.hatcocorp.com | support@hatcocorp.com | [Find a Hatco Rep](#) | [Image Library](#) | [Document Library](#) | [Patents](#) | [Chat](#)



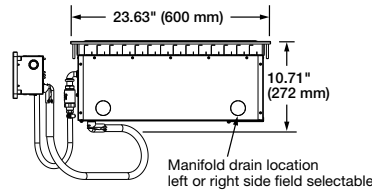
Drop-In Modular/Ganged Heated Wells

Models: HWBI/HWBLI-1, -2, -3, -4, -5, -6 (with/without Drains and Manifolds)

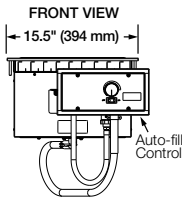
Ordering Instructions *(Please specify the following with each order)*

- Desired Voltage:**
HWBI-1, -2, -3, -4, -5, -6 (D, DA, M, MA) 120V, single phase, export voltage not available
HWBI-1, -2, -3, -4, -5, -6 Series (D, DA, M, MA) 208, 220 or 240V, export voltages available
A. Single phase
B. Three phase (Optional, not available for export)
- Desired Wattage:**
A. Standard Watt
B. Low Watt (120V only)
- Number of Modular/Ganged Heated Wells Required:**
1-, 2-, 3-, 4-, 5-, or 6-pan
NOTE: Modular/Ganged units are only offered as rectangular, full-size (12" x 20" [305 x 508 mm])
- Drain** (With or without – choose drain below):
A. Standard Individual Well 3/4" NPT Drain
B. Manifold 1" NPT Drain with side drain, field selectable left or right side (Available on HWBI or HWBLI-2, -3, -4, -5, -6 models only)
C. Manifold 1" NPT Drain with bottom drain, field selectable left or right well (Available on HWBI or HWBLI-2, -3, -4, -5, -6 models only)
- Auto-fill** (With or without)
- Mounting Style** (All Modular/Ganged units are top mounted only):
A. EZ Locking Hardware
B. EZ Locking Hardware with 2" (51 mm) Studs
C. EZ Locking Hardware with Surface Holes
- Bezel**
A. Standard: 23.625" (600 mm)
B. Oversized: allows a 27" (686 mm) deep bezel to match Hatco CWB in a countertop display
- Agency:**
A. UL, C-UL
B. UL-EPH (Sanitary listing)
C. CE mark available on standard watt models
- Control:**
A. Single Control box (Standard on all units)
B. Split Controls boxes (Optional on 4-, 5-, 6-pan units, not available in Canada)

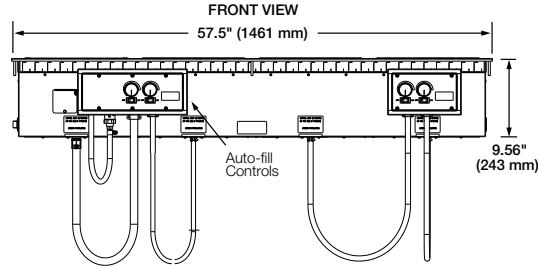
All HWBI/HWBLI-1, 2, -3, -4, -5, -6 (Side view)



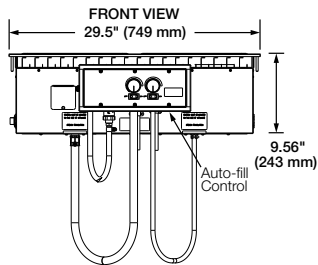
HWBI/HWBLI-1 Series



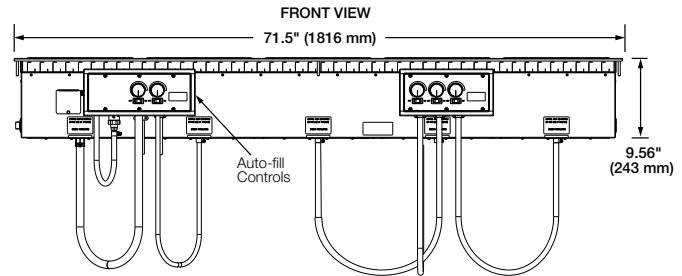
HWBI/HWBLI-4 Series



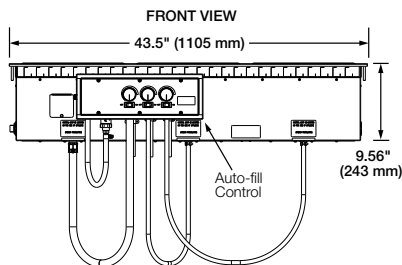
HWBI/HWBLI-2 Series



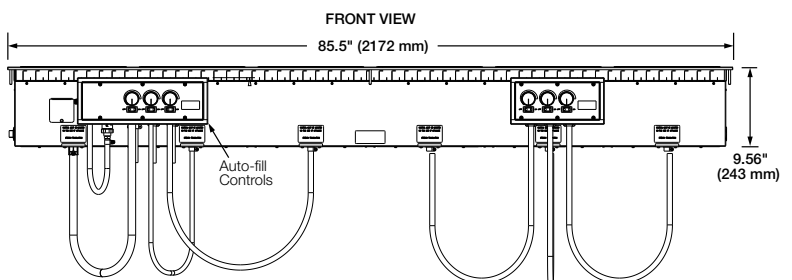
HWBI/HWBLI-5 Series



HWBI/HWBLI-3 Series



HWBI/HWBLI-6 Series



HATCO CORPORATION | P.O. Box 340500 Milwaukee, WI 53234-0500 U.S.A. | (414) 671-6350



www.hatcocorp.com | support@hatcocorp.com | [Find a Hatco Rep](#) | [Image Library](#) | [Document Library](#) | [Patents](#) | [Chat](#)



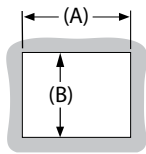
Drop-In Modular/Ganged Heated Wells

Models: HWBI/HWBLI-1, -2, -3, -4, -5, -6 (with/without Drains and Manifolds)

Drop-In Modular/Ganged Heated Wells Countertop Cut Out Dimensions

MODEL SERIES	Mounting System	EZ Locking (Tabs), Built-In Stud or Through Hole	EZ Locking (Tabs)	Built-In Stud or Through Hole	EZ Locking (Tabs), Built-In Stud or Through Hole	EZ Locking (Tabs)	Built-In Stud or Through Hole
	Dimensions	Minimum Width	Maximum Width		Minimum Depth	Maximum Depth	
	HWBI-, HWBLI-1	14.125" (359 mm)	14.375" (365 mm)	14.31" (363 mm)		22.25" (565 mm)	22.50" (571 mm) 22.44 (570 mm)
HWBI-, HWBLI-2	28.125" (715 mm)	28.375" (721 mm)	28.31" (719 mm)				
HWBI-, HWBLI-3	42.125" (1070 mm)	42.375" (1076 mm)	42.31" (1075 mm)				
HWBI-, HWBLI-4	56.125" (1426 mm)	56.375" (1432 mm)	56.31" (1430 mm)				
HWBI-, HWBLI-5	70.125" (1781 mm)	70.375" (1787 mm)	70.31" (1786 mm)				
HWBI-, HWBLI-6	84.125" (2137 mm)	84.375" (2143 mm)	84.31" (2141 mm)				

Control Box Opening
(Single control shown)






Control Box Cutout Dimensions

WITHOUT AUTO-FILL	Series	All Heights (B)	Single Configuration	Split Configuration [▲]		WITH AUTO-FILL	Single Configuration	Split Configuration [▲]	
			Width (A)	Left Control (A)	Right Control (A)		Width (A)	Left Control (A)	Right Control (A)
			HWBI-, HWBLI-1	5.75" (146 mm)	Not Available		Not Available	10.125" (257 mm)	Not Available
HWBI-, HWBLI-2	8.00" (203 mm)								
HWBI-, HWBLI-3	10.25" (260 mm)								
HWBI-, HWBLI-4	12.50" (318 mm)	8.00" (203 mm)		16.875" (429 mm)	12.375" (314 mm)	8.00" (203 mm)			
HWBI-, HWBLI-5	14.75" (375 mm)	8.00" (203 mm)	10.25" (260 mm)	19.125" (486 mm)	12.375" (314 mm)	10.25" (260 mm)			
HWBI-, HWBLI-6	17.00" (432 mm)	10.25" (260 mm)		21.375" (543 mm)	14.625" (371 mm)	10.25" (260 mm)			

▲ Not available in Canada

SPECIFICATIONS Drop-In Modular/Ganged Heated Wells

The shaded areas contain electrical information for International models only

Model	Dimensions (Width x Depth x Height)	Volts	Phase	Watts	Amps	Optional Plug	Control Box Configuration	Ship Weight*
HWBI-1 HWBI-1D HWBI-1DA	15.5" x 23.63" x 9.56" (394 x 600 x 243 mm)	120	Single	1215	10.1	NEMA 5-15P	Standard single 	34 lbs. (15 kg) 38 lbs. (17 kg) 38 lbs. (17 kg)
208		5.9			NEMA 6-15P			
240		5.1			NEMA 6-15P			
HWBLI -1, -1D, -DA		220			5.5	BS 1363		
		220-230-CE 230-240-CE		1215/1328 1116/1215	5.5/5.8 4.9/5.1	Not Available		
HWBI-2, HWBI-2D HWBI-2DA HWBI-2M HWBI-2MA	29.5" x 23.63" x 9.56" (749 x 600 x 243 mm)	208	Single	2415	11.6	NEMA 6-15P	Standard single 	73 lbs. (33 kg) 77 lbs. (35 kg) 87 lbs. (40 kg) 74 lbs. (34 kg) 85 lbs. (39 kg)
208		Three	10.1		Not Available			
240		Single	10.1		NEMA 6-15P			
		240	Three		8.7	Not Available		
		220			11.0	BS 1363		
		220-230-CE 230-240-CE	Single	2415/2640 2218/2415	11/11.5 9.6/10.1	Not Available		
HWBLI-2, -D, -DA, -M, -MA		120	Single	1500	12.5	NEMA 5-20P		
HWBI-3 HWBI-3D HWBI-3DA HWBI-3M HWBI-3MA	43.5" x 23.63" x 9.56" (1105 x 600 x 243 mm)	208	Single	3615	17.4	6-30P	Standard single 	103 lbs. (47 kg) 114 lbs. (52 kg) 114 lbs. (52 kg) 108 lbs. (49 kg) 112 lbs. (51 kg)
208		Three	10.1		Not Available			
240		Single	15.1		6-20P			
		240	Three		8.8	Not Available		
		220			16.4			
		220-230-CE 230-240-CE	Single	3615/3951 3320/3615	16.4/17.2 14.4/15.1	Not Available		
HWBLI-3, -D, -DA, -M, -MA		120	Single	2250	18.8	NEMA 5-30P		

* Shipping weight includes packaging.

HATCO CORPORATION

P.O. Box 340500 Milwaukee, WI 53234-0500 U.S.A. | (414) 671-6350



www.hatcocorp.com

support@hatcocorp.com

[Find a Hatco Rep](#)

[Image Library](#)

[Document Library](#)

[Patents](#)

[Chat](#)












Drop-In Modular/Ganged Heated Wells

Models: HWBI/HWBLI-1, -2, -3, -4, -5, -6 (with/without Drains and Manifolds)

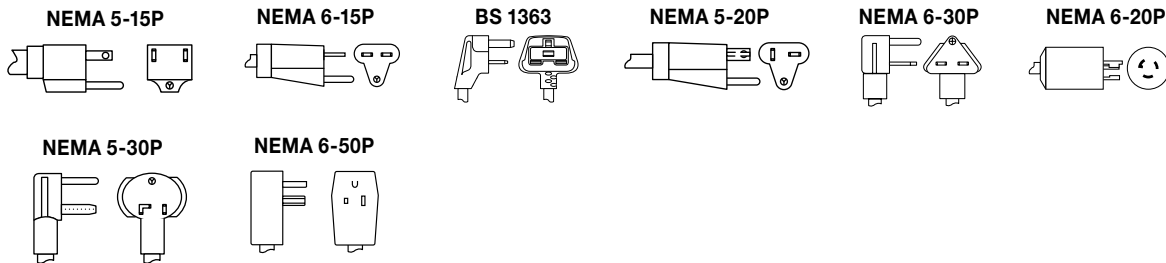
SPECIFICATIONS Drop-In Modular/Ganged Heated Wells

The shaded areas contain electrical information for International models only

Model	Dimensions (Width x Depth x Height)	Volts	Phase	Watts	Amps	Optional Plug	Control Box Configuration	Ship Weight*
HWBI-4 HWBI-4D HWBI-4DA HWBI-4M HWBI-4MA	57.5" x 23.63" x 9.56" (1461 x 600 x 243 mm)	208	Single Three Single Three	4815	23.2	NEMA-6-30P Not Available NEMA-6-30P Not Available	Standard single 	132 lbs. (60 kg) 136 lbs. (62 kg) 133 lbs. (60 kg) 138 lbs. (63 kg) 138 lbs. (63 kg)
		240			15.8			
		240			20.1			
		240			13.7			
		220			21.9		Optional split (Not available in Canada)	
		220-230-CE 230-240-CE	Single	4815/5262 4422/4815	21.9/22.9 19.2/20.1	Not Available		
HWBLI-4, -D, -DA, -M, -MA		120	Single	3000	25.0	Not Available		
		208		3600	17.3			
HWBI-5 HWBI-5D HWBI-5DA HWBI-5M HWBI-5MA	71.5" x 23.63" x 9.56" (1816 x 600 x 243 mm)	208	Single Three Single Three	6015	28.9	NEMA-6-50P Not Available NEMA-6-50P Not Available	Standard single 	167 lbs. (76 kg) 167 lbs. (76 kg) 167 lbs. (76 kg) 167 lbs. (76 kg) 184 lbs. (84 kg)
		208			20.1			
		240			25.1			
		240			17.4			
		220			27.3		Optional split (Not available in Canada)	
		220-230-CE 230-240-CE	Single	6015/6574 5524/6015	27.3/28.6 24.0/25.1	Not Available		
HWBLI-5, -D, -DA M, -MA		120	Single	3750	31.3	Not Available		
		208		4500	21.6			
HWBI-6 HWBI-6D HWBI-6DA HWBI-6M HWBI-6MA	85.5" x 23.63" x 9.56" (2172 x 600 x 243 mm)	208	Single Three Single Three	7215	34.7	NEMA-6-50P Not Available NEMA-6-50P Not Available	Standard single 	189 lbs. (86 kg) 189 lbs. (86 kg) 193 lbs. (88 kg) 189 lbs. (86 kg) 195 lbs. (89 kg)
		208			20.1			
		240			30.1			
		240			17.4			
		220			32.8		Optional split (Not available in Canada)	
		220-230-CE 230-240-CE	Single	7215/7886 6626/7215	32.8/34.3 28.8/30.1	Not Available		
HWBLI-6, -D, -DA, -M, -MA		120	Single	4500	37.5	Not Available		

* Shipping weight includes packaging.

PLUG CONFIGURATIONS (Optional)



PRODUCT SPECS Drop-In Modular/Ganged Heated Wells

The Drop-In Modular/Ganged Heated Well shall be a model manufactured by the Hatco Corporation, Milwaukee, WI 53234 U.S.A.

The Drop-In Modular/Ganged Heated Well shall be rated at ...watts, ...volts, and be ...inches (millimeters) in overall width and be ...inches (millimeters) in

overall depth. It shall consist of stainless and aluminized steel housing with a metal sheathed heating element, EZ locking hardware for installation, and a remote thermostat with lighted power switch.

Warranty consists of 24/7 parts and service assistance (U.S. and Canada only).

HATCO CORPORATION | P.O. Box 340500 Milwaukee, WI 53234-0500 U.S.A. | (414) 671-6350



www.hatcocorp.com | support@hatcocorp.com | [Find a Hatco Rep](#) | [Image Library](#) | [Document Library](#) | [Patents](#) | [Chat](#)