



Single or Double Stack Boiler Based
Gas Combination-Oven/Steamer

BCX-14G

The BCX-14G combi oven with boiler makes steaming continuous full loads a breeze. Plus Blodgett Combi makes it possible for you to double your capacity without using more of your valuable floor space.

Built with solid, reliable construction - the BCX-14 Series Combi Ovens are designed to last for years of rigorous use in the commercial kitchen. The BCX-14 provides all the features you need to increase production while decreasing your time, labor and maintenance costs.

Impressive features - The 4-speed fan is available on all control options, including manual, making this the perfect choice for the most delicate baked items. Removeable core probe is standard on all models.



Shown with optional SmartTouch 2 control and casters



CAPACITY (per section)

- Fourteen 12" x 20" x 2-1/2" deep North American hotel pans at 3-1/4" spacing
- Seven full size sheet pans at 3-1/4" spacing

STANDARD FEATURES

- Seven (7) stainless steel wire shelves per section
- Hinged pressure panel for cleanability
- Halogen lights for superior cavity illumination
- Retractable hose reel with front water shutoff (excluding top sections)
- Auto delime system
- Deliming bottle and pump assembly
- Pressure spray bottle for oven cleaning
- Removeable 4" core temperature probe
- Floor stand with rack supports & adjustable feet for single ovens
- Stacking kit and casters for double stack ovens
- Start-up inspection service by factory authorized service agent.
- One year parts and labor oven warranty*

* For all international markets, contact your local distributor.

www.blodgett-combi.com

42 Allen Martin Drive, Essex Junction, VT 05452 • Phone: (802) 658-6600 • Fax: (802) 864-0183

P/N 39453 Rev AE (7/20)

OPTIONS & ACCESSORIES

(AT ADDITIONAL CHARGE)

- **Legs & Casters**
 - ❑ 6" (152.4mm) adjustable legs for double ovens
 - ❑ 6" (152.4mm) seismic legs for double ovens
 - ❑ 25" (635mm) adjustable legs for single oven
 - ❑ Caster for single oven stand
- **Core Probes**
 - ❑ 4" dual sensing probe
 - ❑ 6" dual sensing probe
 - ❑ Additional 4" fillet probe
- ❑ SmartTouch2 control - 7-inch touchscreen stores up to 500 recipes. Includes rack timing, multi-shelf recipes, easy download for recipe writing on your laptop, and HACCP storage capability
- ❑ Additional stainless steel wire shelves
- ❑ Chicken roasting rack
- ❑ Single source water manifold
- ❑ Water pressure regulator (1 per section)
- ❑ Backflow preventer
- ❑ Extended warranty

(AT NO ADDITIONAL CHARGE)

- ❑ LP gas
- ❑ 208/240 volt

OVEN OPERATION

- Built in steam generator produces pure, dry steam
- Standard control with function selection for hot air, humidity and cool down plus ability to store 100 recipes
- Steam on demand feature
- Core probe cook and hold capabilities with 4" removeable core temperature fillet probe
- USB connection for recipe upload or download
- Thermostat control to 500F
- Multiple speed reversing fan for even bake
- Dual stage door latch to vent steam before fully opening door
- Cavity vent control provides ability to release steam at the push of a switch
- Integral door switch
- Open vented system. Condenses steam and drains away by-products of the cooking process, eliminates flavor transfer
- Self contained, self-flushing steam generator separate from cooking compartment for instant steam recovery when switching modes
- Exclusive time to delime indicator with adjustable settings of 30, 60 or 90 hours of run time
- Automatic deliming system

CONSTRUCTION

- Fully welded stainless steel frame
- 304 series with bright-annealed stainless steel finish in the cooking chamber
- Fixed drain bottom center of cavity
- Easily removable stainless steel side rails
- Coved corner liner for ease of cleaning
- Stainless steel top, front, sides and back
- Dual pane tempered viewing window with hinged inner glass for easy cleaning
- Door mounted condensate trough
- Top and bottom mount, easily adjustable door hinges
- Pivot out user interface panel for service access



POWER SUPPLY (per section)

- Standard 115VAC, 12 amp, Nema 5-20R dedicated receptacle
- Option 208-240VAC, 6 amp, Nema 6-15 dedicated receptacle
- Export Export voltages available on request

This appliance uses a variable frequency drive, which can be known to produce high frequency electrical noise. In some cases units must be hard wired. This avoids false positives on ground fault devices susceptible to errors from electrical noise. All installations must comply with local and national codes.

SHORT FORM SPECIFICATIONS: Provide Blodgett Combi model BCX-14G gas boiler based combination-oven/steamer. Each BCX-14G section holds fourteen 12" x 20" x 2-1/2" deep North American hotel pans or seven full size sheet pans at 3-1/4" spacing

The unit has a fully welded frame and 304 stainless steel cooking chamber. Oven door has a dual pane tempered viewing window with hinged inner glass for easy cleaning. Includes a built in external hand shower with a front water shut off valve. Unit shall have bright halogen lights for superior visibility and an external detachable core temperature probe.

Unit shall have the ability to cook with pressureless steam (212F), hot air, or combination of steam and hot air (with an operating range 140F to 500F), vario-steaming (operating range 140F to 212F), low temperature cooking and holding, rethermalizing, cool down mode and our Exclusive Steam on Demand steam injection system. Unit shall include a four speed, bi-directional fan with vent switch to control humidity in the cooking chamber. The reversible multi speed fan provides optimum baking and roasting results.

The unit features a front access service user interface control panel and service diagnosis system. The standard programmable manual control has the ability to store 100 recipes. The optional SmartTouch2 control stores up to 500 recipes and includes rack timing, multi-shelf recipes, easy download for recipe writing on your laptop, and HACCP storage capability. All controls include the exclusive Time to Delime indicator with adjustable settings of 30, 60 or 90 hours of run time and an automatic deliming system.

Includes one-year parts and labor warranty. Provide start-up inspection service by a factory authorized service agent. Provide options and accessories as indicated.

NOTE: The company reserves the right to make substitutions of components without prior notice.

GAS SUPPLY (per section)

3/4" NPT

Inlet Pressure

- Natural - 7.0" W.C. static to unit
- Propane - 14" W.C. static to unit

Maximum Input

- Hot Air - 65,000 BTU/hr
- Boiler - 50,000 BTU/hr
- Total Input - 115,000 BTU/hr

WATER SUPPLY

Good quality water feed is the responsibility of the owner. Water quality must be within the following general guidelines.

TDS: 40-125 ppm

pH: 7.0-8.5

Hardness: 35-100 ppm

Silica: <13 ppm

Chloramine: <0.2 ppm

Chlorine: <0.2 ppm

Chlorides: <25 ppm

The best defense against poor water quality is a water treatment system designed to meet your water quality conditions. Blodgett offers optional systems from Optipure.

Pressure (per section)

- 40 (min)-50 (max) PSI

Connections (per section)

- 2" drain connection - max. drain temperature 140°F (60°C)
- 3/4" garden hose cold water

DRAIN






The drain piping must consist of temperature resistant material, greater than 160°F, and be of adequate diameter not to cause flow restriction. Improper materials may deform and cause restrictions, thus affecting performance.

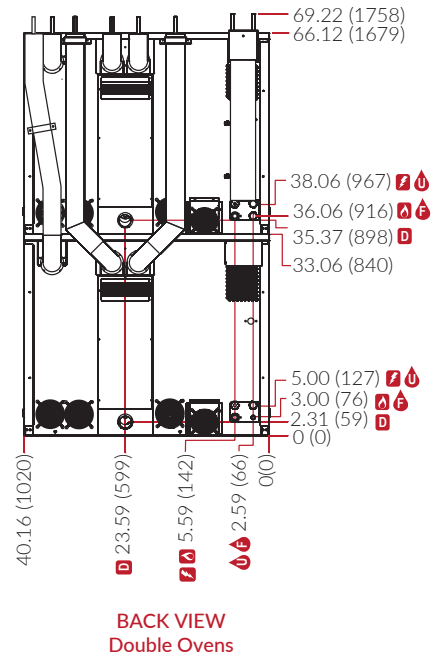
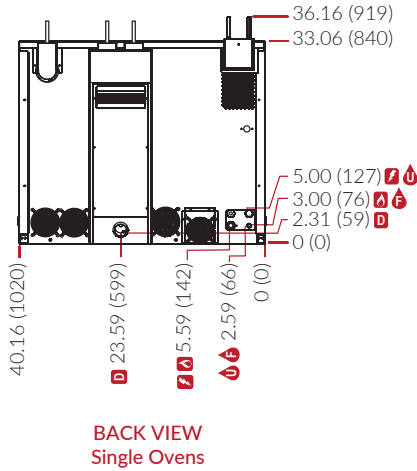
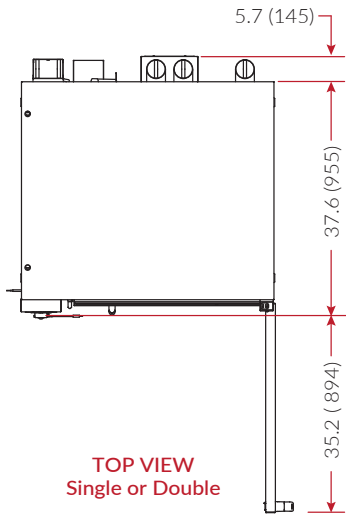
Appliance is to be installed with backflow protection in accordance with federal, state or local codes.



DIMENSIONS ARE IN INCHES (MM)

LEGEND

-  FILTERED WATER
-  UNFILTERED WATER
-  DRAIN
-  ELECTRICAL
-  GAS



SHIPPING

| WEIGHT | |
|--------------------------|---|
| Single Oven | 645 lbs. (293 kg) |
| Double Oven | 1320 lbs. (599 kg) |
| Stand | 140 lbs (64 kg) |
| CRATE SIZE (PER SECTION) | |
| Oven | 44.5" H x 42" W x 54.5" D (1130 x 1067 x 1384mm) |
| Stand | 35" H x 42" W x 36" D (899 x 1067 x 914mm) |

DIMENSIONS & CLEARANCES

| FLOOR SPACE | |
|--|----------------------------------|
| 37.6" x 40.19" (955 x 1021mm) | |
| HEIGHT | |
| Single (oven only) | 36.16" (919mm) |
| Double (ovens only) | 69.22" (1758mm) |
| 6" adjustable legs | 6.88" - 8" (174.6-203.2mm) |
| 25" adjustable legs | 25.25" - 26.38" (641.4-670mm) |
| Low profile caster | 4" (101.6mm) |
| Stand w/rack supports | 28" (711mm) |
| MINIMUM ENTRY CLEARANCES (per section) | |
| Uncrated | 36.16" (919mm) |
| Crated | 42" (1066.8mm) |
| OVEN INSTALLATION CLEARANCE REQUIREMENTS | |
| Right & Left Side | 2" (50mm) |
| Back | 3" (76.2mm) |

For servicing, Blodgett recommends maintaining at least 16" (400 mm) between the control side and walls or non moveable equipment.

