



# CREPE

## CONCEPT

### ELECTRIC CREPE MACHINES

- Crepe machines designed by people who invented crepes
- Cast iron plates with protective enamel finish
- Electric crepe machines available with single and double plates
- Equipped with batter spreader
- Thermostatically controlled up to 570° F
- Integral on/off switch

### VERSA

350E/400E

208/240v



### DIVERSA

400 ED

208/240v



### BATTER HOLDER

CI-1



### MOBILE CART

MC-04



### DISCUS

350FE/400FE

120v or 208/240v



### CREPE KITS

CK-3



INCLUDES

- Water Vat
- Batter Spreader
- Spatula
- Oil Spreader

### TOPPING WARMERS



WI-1



WI-2



WI-1/DI

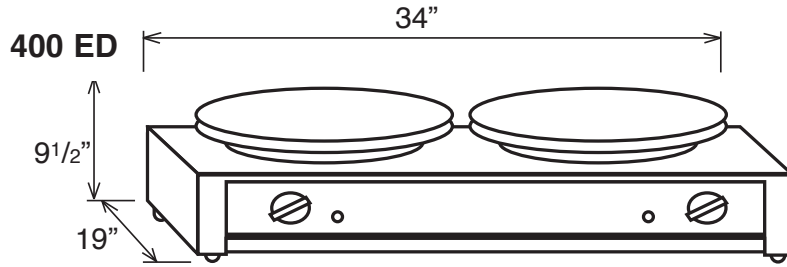


100 NIAN TIC AVENUE; SUITE 104 PROVIDENCE, RI 02907  
 TEL: (401)273-3300 FAX: (401)273-3328 E-mail: sales@equipex.com  
 www.equipex.com

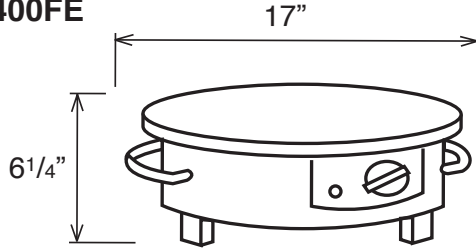




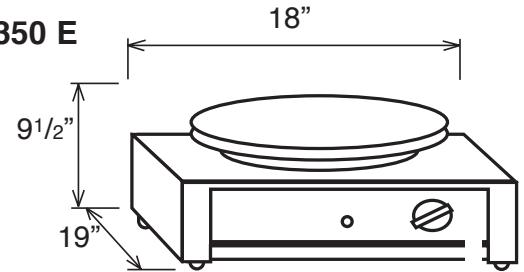
## ELECTRIC CREPE MACHINES



350FE/400FE



400 E /350 E



INSTALLATION CLEARANCE : 2" ALL SIDES AND BACK

### SPECIFICATIONS

MODEL	ELECTRICAL	DIMENSIONS	WORK SURFACE	SHIPPING WEIGHT	NEMA PLUG
350FE	120V, 1PH 1.65KW, 14 Amps	17" diameter x 6 1/4"H	13 3/4" diameter	40 lbs	5-15 P
400FE	208/240V, 1PH 3.5KW, 13/15 Amps	17" diameter x 6 1/4"H	15 3/4" diameter	42 lbs	6-20 P
350 E	208/240V, 1PH 3.3KW, 12/14 Amps	18"Wx19"Dx9 1/2"H	13 3/4" diameter	45 lbs	6-20 P
400 E	208/240V, 1PH 3.9KW, 15/17 Amps	18"Wx19"Dx9 1/2"H	15 3/4" diameter	45 lbs	6-20 P
400ED	208/240V, 1PH 7.9KW, 29/33 Amps	34"Wx19"Dx9 1/2"H	(2) 15 3/4" diameter	145 lbs	6-50 P
WI-1DI	120V, 1PH 170W, 1.5 Amps	8 3/4"W x 6 13/16"D x 8 5/8"H Cut Out: 8 1/2"W x 5 5/8"D	with (1) container	10 lbs	5-15 P
WI-1 WI-2	120V, 1PH 170-340W, 1.5 Amps	8 1/2"Wx17"Dx10"H	with (1) or (2) containers	12 lbs	5-15 P
CK-3	S/S Casing, Water Vat, Batter Spreader, Spatula, Oil Spreader	15 1/2"Wx6 1/4"Dx3 1/2"H	For All Models	10 lbs	
CI-1	S/S Casing with Chill Well	15 1/2"Wx8"Dx10"H	10"Wx4"Dx5"H	10 lbs	
MC-04	120V, 1PH 500W, 4 Amps (Lighted Panel Only)	39.4"Wx23.6"Dx32.5"H		190 lbs	5-15 P

\*All equipment must be plugged into a dedicated circuit of the proper ratings.

**WARRANTY: Limited one year parts and labor**



100 NIANTIC AVENUE, SUITE 104 PROVIDENCE, RI 02907  
 TEL: (401)273-3300 FAX: (401)273-3328 E-mail: sales@equipex.com  
 www.equipex.com

