

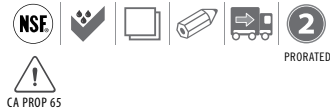
# CAMWEAR® FOOD PANS

Store, transport and serve all in one pan. Camwear food pans are made from durable Camwear that will not crack, bend or dent. Precisely designed to Gastronorm GN specifications, with a large radius bottom to reduce food waste. At half the cost of stainless steel, Camwear pans keep contents as cold as metal pans with less condensation. Pans stack neatly without wedging or sticking.

**Colors:** Clear (135), White (148), Black (110). Except 18CW and 28CW available in Clear (135) only.

Camwear pans are not recommended for steam table or microwave use. See X-Pan® and H-Pan™ section for high heat applications.

Colander Pan is covered by U.S. Patent D 528,376.



Uniform 1/2" (1,27 cm) flange ensures a smooth fit in prep tables and food bars.

Virtually unbreakable Camwear withstands temperatures from -40° to 210°F (-40° to 99°C).

Molded-in graduations in standard & metric for easy inventory management.

Won't react with food; minimizes potentially hazardous chemical or acidic reaction.



Non-stick smooth interior surface increases yields and promotes easy cleaning.

Textured bottoms resist scratching.

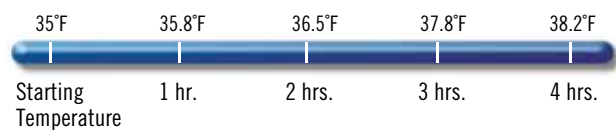


## Cold Test

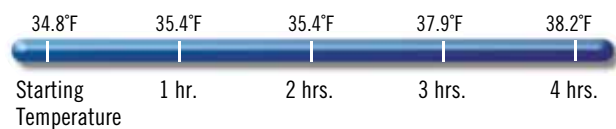
Tests prove Camwear food pans keep products as cold as stainless steel. Stainless may feel colder, but as these test results demonstrate, Camwear food pans keep products just as cold for just as long.



### CAMWEAR PANS



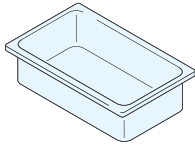
### STAINLESS STEEL PANS



# CAMWEAR® FOOD PANS

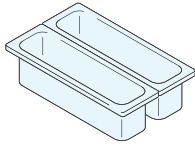


## FULL SIZE



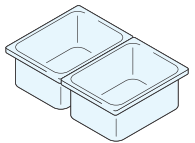
CONFIGURATIONS	PAN CODE	PAN DEPTH	APPROXIMATE CAPACITY	LIST PRICE EA.
GN 1/1 12 <sup>3</sup> / <sub>4</sub> " x 20 <sup>7</sup> / <sub>8</sub> " (32,5 x 53 cm)	12CW	2 <sup>1</sup> / <sub>2</sub> " (6,5 cm)	8.9 qt.	\$ 21.35
	14CW	4" (10)	13.7	27.15
	16CW	6" (15)	20.6	32.95
	18CW	8" (20)	27	39.35
	10CWD	—	Drain shelf	15.50

## HALF SIZE LONG



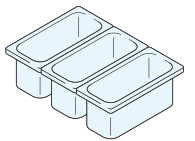
GN 1/2 Long 6 <sup>3</sup> / <sub>8</sub> " x 20 <sup>7</sup> / <sub>8</sub> " (16,2 x 53 cm)	22LPCW	2 <sup>1</sup> / <sub>2</sub> " (6,5)	3.2	16.20
	24LPCW	4" (10)	5.3	20.20
	20LPCWD	—	Drain shelf	8.05

## HALF SIZE



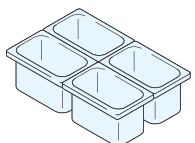
GN 1/2 10 <sup>1</sup> / <sub>16</sub> " x 12 <sup>3</sup> / <sub>4</sub> " (26,5 x 32,5 cm)	22CW	2 <sup>1</sup> / <sub>2</sub> " (6,5)	4.1	11.85
	24CW	4" (10)	6.3	14.75
	26CW	6" (15)	9.4	18.95
	28CW	8" (20)	12.4	24.10
	20CWD	—	Drain shelf	7.20

## ONE THIRD SIZE



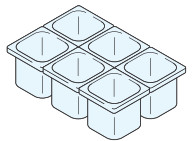
GN 1/3 6 <sup>15</sup> / <sub>16</sub> " x 12 <sup>3</sup> / <sub>4</sub> " (17,6 x 32,5 cm)	32CW	2 <sup>1</sup> / <sub>2</sub> " (6,5)	2.5	8.90
	34CW	4" (10)	3.8	12.25
	36CW	6" (15)	5.6	14.30
	38CW	8" (20)	7.3	18.30
	30CWD	—	Drain shelf	6.65

## QUARTER SIZE



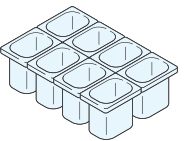
GN 1/4 6 <sup>3</sup> / <sub>8</sub> " x 10 <sup>1</sup> / <sub>16</sub> " (16,2 x 26,5 cm)	42CW	2 <sup>1</sup> / <sub>2</sub> " (6,5)	1.8	9.00
	44CW	4" (10)	2.7	10.60
	46CW	6" (15)	3.9	12.25
	40CWD	—	Drain shelf	5.55

## ONE SIXTH SIZE



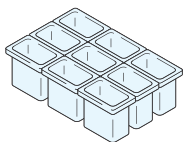
GN 1/6 6 <sup>3</sup> / <sub>8</sub> " x 6 <sup>15</sup> / <sub>16</sub> " (16,2 x 17,6 cm)	62CW	2 <sup>1</sup> / <sub>2</sub> " (6,5)	1.1	6.55
	64CW	4" (10)	1.6	7.40
	66CW	6" (15)	2.4	9.90
	60CWD	—	Drain shelf	2.95

## ONE EIGHTH SIZE



GN 1/8 6 <sup>3</sup> / <sub>8</sub> " x 5 <sup>3</sup> / <sub>16</sub> " (16,12 x 13,17 cm)	82CW*	2 <sup>1</sup> / <sub>2</sub> " (6,5)	0.7	6.60
	84CW	4" (10)	1.1	7.75
	86CW	6" (15)	1.5	10.25
	80CWD	—	Drain shelf	2.60

## ONE NINTH SIZE



GN 1/9 4 <sup>1</sup> / <sub>4</sub> " x 6 <sup>15</sup> / <sub>16</sub> " (10,8 x 17,6 cm)	92CW	2 <sup>1</sup> / <sub>2</sub> " (6,5)	0.6	6.65
	94CW	4" (10)	0.9	8.10
	96PCW <b>New!</b>	6" (15)	1.4	10.15
	90CWD	—	Drain shelf	2.25

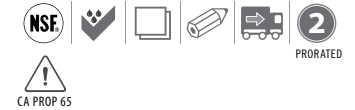
Case Pack for all Pans: 6. Lids listed on page 159.

InStock Color: Clear (135).

96PCW InStock Color: Clear (135), Black (110).

Colors: Clear (135), White (148), Black (110). \*82CW is not available in Black (110). 18CW, 28CW and Drain Shelves available in Clear (135) only.

All Camwear food pans are made of FDA approved materials. All Camwear food pans are designed to GEN Gastronorm Standard EN 631-1.



## Drain Shelves

- Supports products and promotes drainage.
- Available to fit all pan sizes.



See next page for colanders.



96PCW