



STANDARD ICE-COOLED TABLES



These multi-purpose units can be used to ice down cold items, such as fruit, pudding, yogurt, other desserts, and drinks. They can also be used for a salad bar.

FEATURES:

- Stainless steel body and top
- Fiberglass insulation
- Stainless steel 8" shelf with removable 3/8" thick poly cutting board - Ships K.D.
- 1" I.P.S. drain

MATERIAL:


- TOP:** 20 gauge #302 stainless steel
- BODY:** 22 gauge #430 stainless steel
- CUTTING BOARD:** White Thermoplastic
- CUTTING BOARD BRACKETS:** 16 gauge, #302 stainless steel
- LINERS:** 8" deep, 22 Gauge #302 stainless steel

Item #: _____ Qty #: _____
 Model #: _____
 Project #: _____

	UNDERSHELF SERIES	-BS and -DR SERIES
TOP	20 Gauge #302 Stainless Steel	22 Gauge #430 Stainless Steel
LEGS	1 5/8" Dia. Tubular Galvanized Steel Leg w/ Plastic Bullet Feet	18 Gauge Stainless Steel Bolt-On Legs w/ Bullet Feet
LOWER SHELF	Galvanized Undershef	18 Gauge Stainless Steel




Optional TA-255P Casters Available




CPU-5-BS Shown



CPU-3 Shown



Featuring as Standard:
"THE PROVEN"
ORIGINAL ADVANCE TABCO
 Adjustable Undershef with Die Cast Leg Clamp



CPU-4-DR Shown

Model #	Length (L)	Width	Weight (lbs)	Cubic Feet
TABLE WITH UNDERSHELF				
CPU-2	31-13/16"	22-5/8"	90 lbs.	28
CPU-3	47-1/8"	22-5/8"	118 lbs.	41
CPU-4	62-7/16"	22-5/8"	150 lbs.	55
CPU-5	77-3/4"	22-5/8"	168 lbs.	67
TABLES WITH ENCLOSED BASE				
CPU-2-BS	31-13/16"	22-5/8"	115 lbs.	28
CPU-3-BS	47-1/8"	22-5/8"	143 lbs.	41
CPU-4-BS	62-7/16"	22-5/8"	227 lbs.	55
CPU-5-BS	77-3/4"	22-5/8"	203 lbs.	67
TABLES WITH CABINET BASE AND SLIDING DOORS				
CPU-2-DR	31-13/16"	22-5/8"	125 lbs.	28
CPU-3-DR	47-1/8"	22-5/8"	153 lbs.	41
CPU-4-DR	62-7/16"	22-5/8"	195 lbs.	55
CPU-5-DR	77-3/4"	22-5/8"	213 lbs.	67



Customer Service Available To Assist You **1-800-645-3166** 8:30 am - 8:00 pm E.S.T.

For Orders:

Email: customer@advancetabco.com or Fax To: 631-242-6900

For Smart Fabrication™ Quotes:

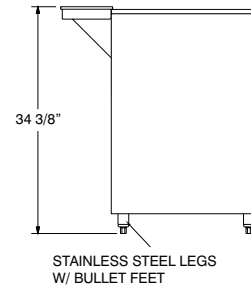
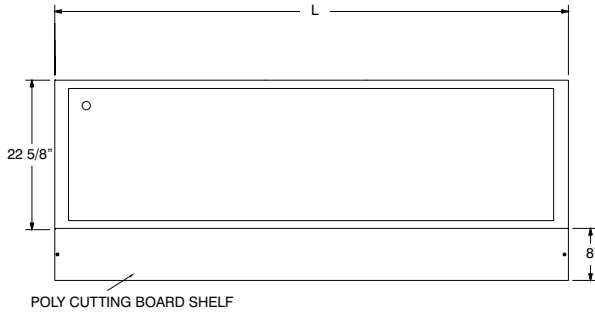
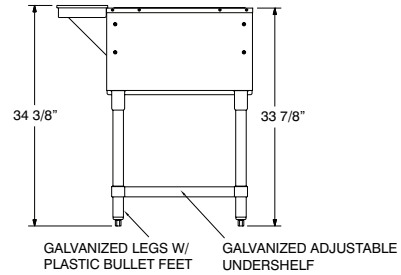

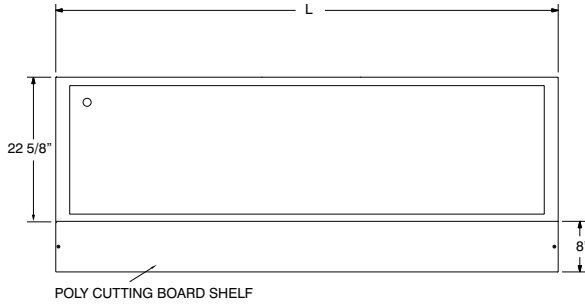
Email: smartfab@advancetabco.com or Fax To: 631-586-2933

DIMENSIONS and SPECIFICATIONS

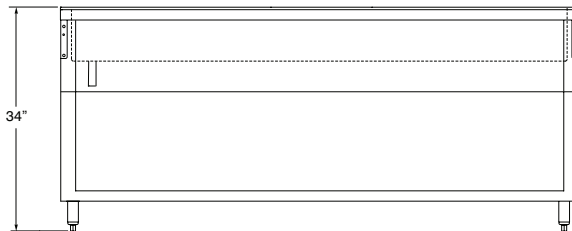
TOL ± .125"

ALL DIMENSIONS ARE TYPICAL

UNDERSHELF SERIES



-BR SERIES



**Stainless Steel Legs
& Undershef Upgrade**

2 Well Table	3 Well Table	4 Well Table	5 Well Table
SU-23A	SU-23B	SU-23C	SU-23D

-DR SERIES

