



Sleek Shields™

SELF SERVICE FOOD SHIELDS

WITH STAINLESS STEEL SHELF OR GLASS TOP

Protected by: Patent No. US 9,010,883 B2

SELF SERVICE FOOD SHIELD w/ Stainless Steel Shelf



10-1/2" Standard Glass Opening (Maximum 13") From Table To Bottom Of Glass.
NSF Requires Side Glass to be 18" Wide Minimum.



Advance Tabco's Revolutionary "Chamber Lock™" System makes rotating food shields easier than ever



SELF SERVICE FOOD SHIELD w/ Glass Top



10-1/2" Standard Glass Opening (Maximum 13") From Table To Bottom Of Glass.
Max. Load For Top ism 100 Lbs. Evenly Distributed Wt.

SINGLE TIER w/ STAINLESS STEEL SHELF

| L | 12" WIDE | Approx. Wt. | 15" WIDE | Approx. Wt. | 18" WIDE | Approx. Wt. | Approx. Cu. Ft. |
|------|--------------|-------------|--------------|-------------|--------------|-------------|-----------------|
| 36" | NSG-12-36 | 120 lbs. | NSG-15-36 | 122 lbs. | NSG-18-36 | 124 lbs. | 18 |
| 48" | NSG-12-48 | 152 lbs. | NSG-15-48 | 155 lbs. | NSG-18-48 | 159 lbs. | 23 |
| 60" | NSG-12-60* | 191 lbs. | NSG-15-60* | 194 lbs. | NSG-18-60* | 198 lbs. | 29 |
| 72" | NSG-12-72* | 221 lbs. | NSG-15-72* | 228 lbs. | NSG-18-72* | 230 lbs. | 34 |
| 84" | NSG-12-84† | 254 lbs. | NSG-15-84† | 260 lbs. | NSG-18-84† | 265 lbs. | 39 |
| 96" | NSG-12-96† | 288 lbs. | NSG-15-96† | 293 lbs. | NSG-18-96† | 299 lbs. | 44 |
| 108" | NSG-12-108†† | 314 lbs. | NSG-15-108†† | 321 lbs. | NSG-18-108†† | 327 lbs. | 49 |
| 120" | NSG-12-120†† | 363 lbs. | NSG-15-120†† | 370 lbs. | NSG-18-120†† | 376 lbs. | 55 |
| 132" | NSG-12-132†† | 398 lbs. | NSG-15-132†† | 406 lbs. | NSG-18-132†† | 413 lbs. | 60 |
| 144" | NSG-12-144†† | 422 lbs. | NSG-15-144†† | 430 lbs. | NSG-18-144†† | 439 lbs. | 65 |

SINGLE TIER w/ GLASS TOP

| L | 12" WIDE | Approx. Wt. | 15" WIDE | Approx. Wt. | 18" WIDE | Approx. Wt. | Approx. Cu. Ft. |
|------|--------------|-------------|--------------|-------------|--------------|-------------|-----------------|
| 36" | GSG-12-36 | 127 lbs. | GSG-15-36 | 130 lbs. | GSG-18-36 | 133 lbs. | 18 |
| 48" | GSG-12-48 | 162 lbs. | GSG-15-48 | 167 lbs. | GSG-18-48 | 173 lbs. | 23 |
| 60" | GSG-12-60* | 202 lbs. | GSG-15-60* | 209 lbs. | GSG-18-60* | 216 lbs. | 29 |
| 72" | GSG-12-72* | 238 lbs. | GSG-15-72* | 245 lbs. | GSG-18-72* | 253 lbs. | 34 |
| 84" | GSG-12-84† | 274 lbs. | GSG-15-84† | 282 lbs. | GSG-18-84† | 292 lbs. | 39 |
| 96" | GSG-12-96† | 309 lbs. | GSG-15-96† | 319 lbs. | GSG-18-96† | 330 lbs. | 44 |
| 108" | GSG-12-108†† | 338 lbs. | GSG-15-108†† | 350 lbs. | GSG-18-108†† | 362 lbs. | 49 |
| 120" | GSG-12-120†† | 391 lbs. | GSG-15-120†† | 403 lbs. | GSG-18-120†† | 417 lbs. | 55 |
| 132" | GSG-12-132†† | 427 lbs. | GSG-15-132†† | 442 lbs. | GSG-18-132†† | 457 lbs. | 60 |
| 144" | GSG-12-144†† | 455 lbs. | GSG-15-144†† | 472 lbs. | GSG-18-144†† | 489 lbs. | 65 |

* 3/8" Thick Heat-Tempered Glass Required For Front Glass

† Requires a single pair of center legs

†† Requires two pair of center legs

FEATURES:

Front glass locks in place at 15° intervals.
Attractive, low profile design & easy to clean.
Stainless steel 1" diameter posts.
Chamber Lock™ is mounted to post in a fixed position.
Includes Two 1/4" Heat-Tempered Side Glass.
1/4" or 3/8" Heat-Tempered Front Glass Panels
(See Above Chart for "*" Symbol).

NSG Series Stainless Steel Shelving:

Shelves have two rolled edges on front & rear and square edges on left & right sides.

GSG Series Stainless Steel Shelving:

Features 3/8" Heat-Tempered Glass Top.

CONSTRUCTION:

All TIG welded
Exposed stainless steel surfaces polished to a satin finish

MATERIAL:

1/4" Thick Heat-Tempered Side Glass.
1/4" or 3/8" Thick Heat-Tempered Front Glass.
Shelf - 18 Ga., Type 430 Stainless Steel.
Posts - 1" Stainless Steel.
Chamber Lock™ Sleek Shield Assemblies - Anodized Aluminum.
Finish - Aluminum components are anodized to a satin finish.
Stainless components polished.

TOP SHELF:

NSG Series: Shelf - 18 Ga., Type 430 Stainless Steel.
GSG Series: 3/8" Thick Heat-Tempered Top Glass.



Customer Service Available To Assist You 1-800-645-3166 8:30 am - 8:00 pm E.S.T.

For Orders & Customer Service:

Email: customer@advancetabco.com or Fax: 631-242-6900

For Smart Fabrication™ Quotes:

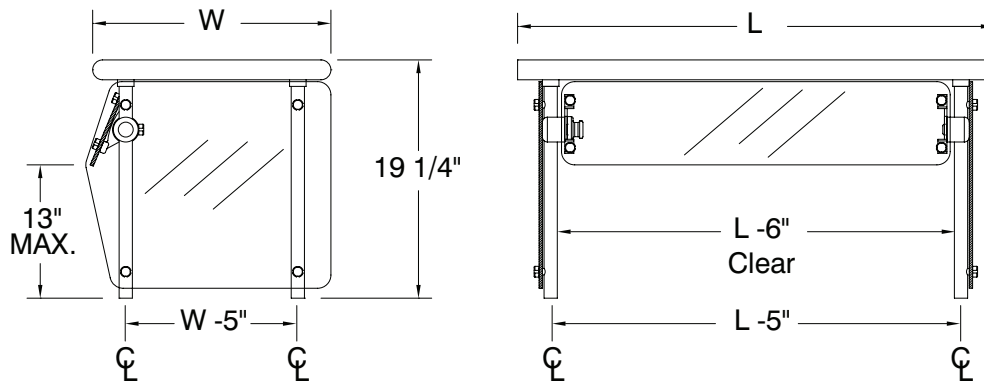
Email: smartfab@advancetabco.com or Fax: 631-586-2933

DETAILS and SPECIFICATIONS

TOL ± .500"

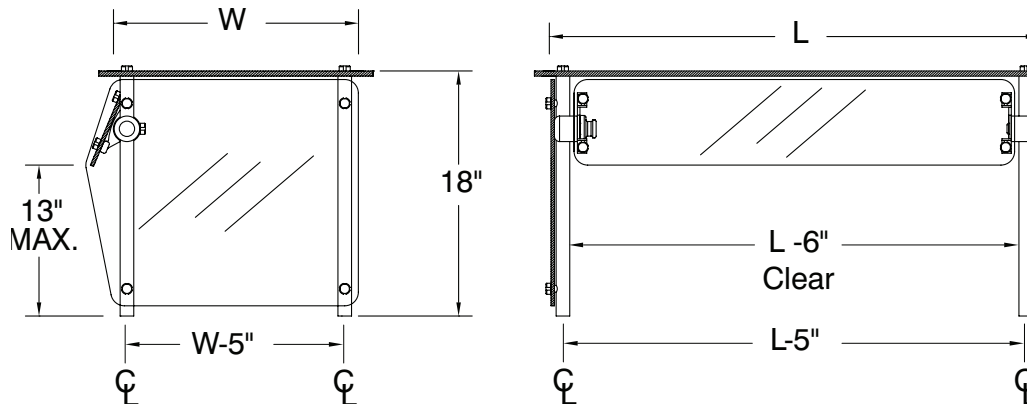
ALL DIMENSIONS ARE TYPICAL

NSG SERIES SINGLE TIER with Stainless Steel Shelf



10-1/2" Standard Glass Opening (Maximum 13") From Table To Bottom Of Glass.
NSF Requires Side Glass to be 18" Wide Minimum.

GSG SERIES SINGLE TIER with Glass Top



10-1/2" Standard Glass Opening (Maximum 13") From Table To Bottom Of Glass.
NSF Requires Side Glass to be 18" Wide Minimum. Max. Load For Top Glass Is 100 Lbs. Evenly Distributed Wt.

Optional Accessories

(Compatible With All Advance Tabco Food Shields)



SG-1



SG-C



SG-S

SG-1 Surface Mounting Brackets for use when access below countertop is not available. Fits 1" Posts. 2" Dia.

SG-3 Modify Food Shield mounting for countertops exceeding 1 3/4" thickness.


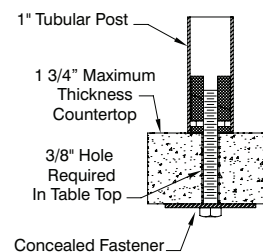
SG-C Upgrade Center Food Shield Leg to be cantilevered over installed equipment (Per Leg). Cannot replace End Posts/Brackets. Consult factory for special applications.

SG-S Sleek Shield™ horizontal swivel bracket. Used to connect food shields positioned at variable angles.

Custom color for aluminum (**SG-AN**) and stainless steel (**SG-PC**) components available. Consult factory.
LED lights & mounting of customer-supplied heat lamps is available. Consult factory.

Standard Concealed Mounting Hardware

Requires access below counter for installation.



Brass Expander Included

Brass Expander Table Mounting Hardware Included.
For traditional undermount installation (1" tubing only)

