




Sleek Shields™

SELF-SERVE FOOD SHIELDS (NO TOP)

Protected by: Patent No. US 9,010,883 B2



Single Front Glass Model Shown

FEATURES:

- Front glass locks in place at 15° intervals.
- Attractive, low profile design & Easy to clean.
- Stainless steel 1" diameter Posts.
- Chamber Lock™ Sleek Shield Assemblies - Anodized Aluminum.
- Finish - Aluminum components are anodized to a satin finish.
- Stainless components polished.

Front Glass: 3/8" thick heat-tempered glass

Side Glass: 2 - 21 7/8" wide x 22" high,
1/4" thick heat-tempered glass

CONSTRUCTION:

- All TIG welded.
- Exposed stainless steel surfaces polished to a satin finish.

	Model #	O.A. Length (L)	Clearance Length (A)	Nominal Length (B)	Approx. Weight	Approx. Cu. Ft.
Single Front Glass	GS-36	37 3/4"	35"	36"	136 lbs.	20
	GS-48	49 3/4"	47"	48"	171 lbs.	26
	GS-60	61 3/4"	59"	60"	206 lbs.	31
	GS-66	67 3/4"	65"	66"	238 lbs.	34
Dual Front Glass	GS-72†	73 3/4"	71"	72"	243 lbs.	37
	GS-84†	85 3/4"	83"	84"	280 lbs.	40
	GS-96†	97 3/4"	95"	96"	317 lbs.	44
	GS-120†	121 3/4"	119"	120"	358 lbs.	48

†Requires a single center post

Verify Center Leg Location. Please Notify Factory If Not Centered.


Item #: _____ Qty #: _____
 Model #: _____
 Project #: _____



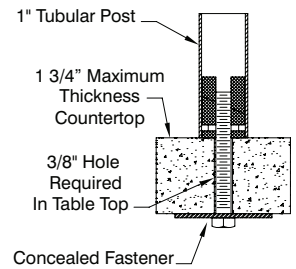
Advance Tabco's Revolutionary "Chamber Lock" System makes rotating food shields easier than ever

Standard Concealed Mounting Hardware

Requires access below counter for installation.



Brass Expander Table Mounting Hardware Included. For traditional undermount installation (1" tubing only)



Optional Accessories

Surface Mounting Brackets

Use when access below countertop is not available.



SG-1
 Fits 1" Posts
 2" O.A. Diameter

(Compatible With All Advance Tabco Food Shields)



Customer Service Available To Assist You 1-800-645-3166 8:30 am - 8:00 pm E.S.T.

For Orders & Customer Service:

Email: customer@advancetabco.com or Fax: 631-242-6900

For Smart Fabrication™ Quotes:

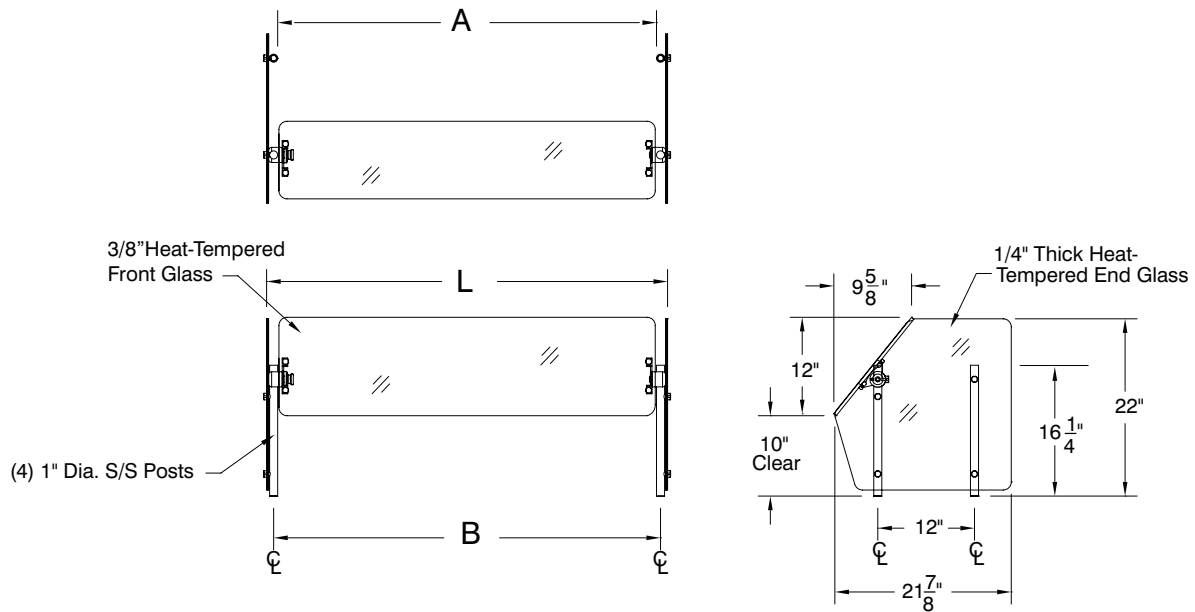
Email: smartfab@advancetabco.com or Fax: 631-586-2933

DETAILS and SPECIFICATIONS

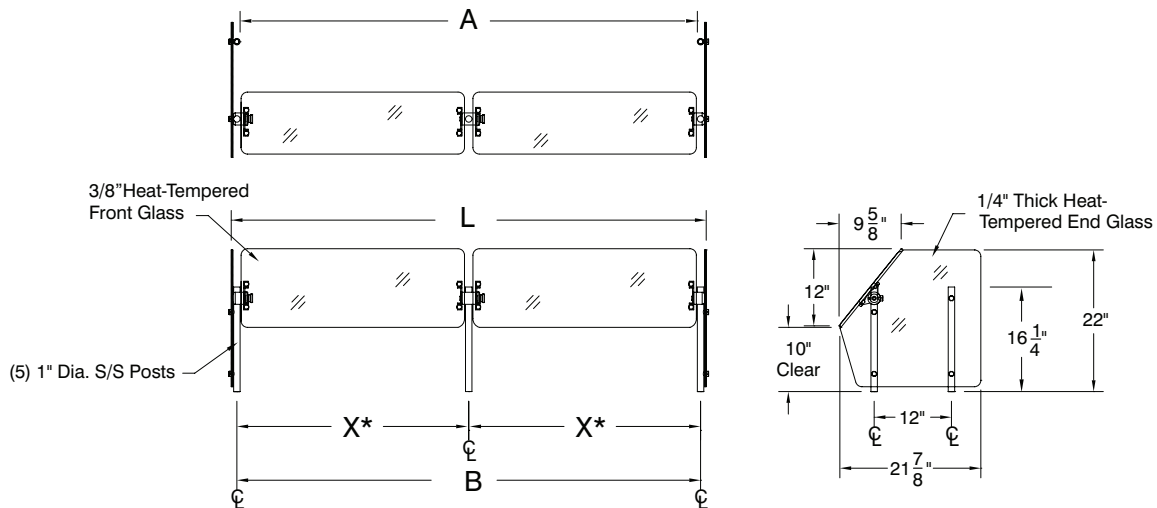
TOL ± .500"

ALL DIMENSIONS ARE TYPICAL

Single Front Glass



Dual Front Glass



*** Verify Center Leg Location.
Please Notify Factory If Not Centered.**

