



DRIP1



E236



E336R



E236R
Shown with optional stainless steel doors

ROLL-IN PROOFERS

“Superior *quality* product
at an *affordable* price !”

Roll-In Proofers

STANDARD FEATURES

- Powerful and efficient even airflow heating system maintains the right combination of heat and humidity
- Holds from 90° F to 110° F (32°C to 43°C) with relative humidity up to 95 %
- Heat and humidity control
- Heavy duty stainless steel construction
- Aluminum floor
- Controls at eye level
- Heavy duty pull handles
- Comes in one piece only
- Brightly lit
- Power assembly on top
- Automatic water entry
- No drain required
- NSF & ETL listed
- One year parts and labor limited warranty

OPTIONAL

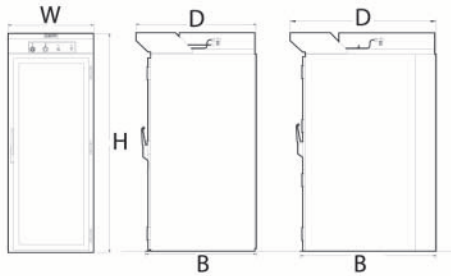
- Pass-thru models (suffix PT) (for E236 models)
- Stainless steel door (suffix SSD)
- Door bumpers (suffix DB)
- Racks
- Water softener system
- Additional side racks
- Correctional facility package

Roll-In Proofers

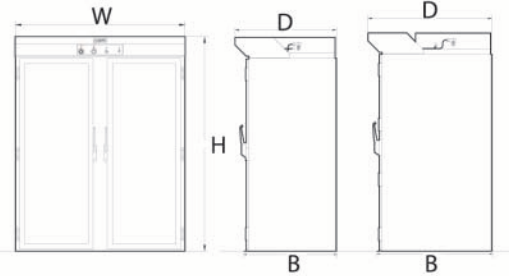
For more than 35 years Doyon has been manufacturing high quality roll-in proofers. Our proofers provide uniform proofing with our unique even flow system precisely mixing heat and humidity to produce exceptional results. Comes in three widths to better fit your production level: single, double and triple. Many depths are also available to match your production requirements.

| Model | Shipping weight | Dimensions | | | | Capacity | | Door opening | | Water inlet | Electrical system | | | |
|----------|---------------------|-----------------------|----------------------|------------------|----------------------|------------------------------|-------------|---------------------|----------------------|-------------|-------------------|---------|----|------|
| | | W | D | H | B | Single rack | Double rack | W | H | | Ph | V | A | kW |
| DRIP1 | 400 lb (182 kg) | 33" (838 mm) | 46 1/2" (1180 mm) | 86" (2185 mm) | 42 1/4" (1075 mm) | 1 | - | 27" (686 mm) | 73 1/2" (1865 mm) | 1/4" NPT | 1 | 120/240 | 24 | 5.7 |
| | | | | | | | | | | | | 120/208 | 28 | 5.7 |
| | | | | | | | | | | | | 120 | 39 | 4.7 |
| DRIP1TLO | 500 lb (227 kg) | 38 1/2" (978 mm) | 56 1/2" (1435 mm) | 86" (2185 mm) | 52" (1320 mm) | 2 | 1 | 32 1/2" (826 mm) | 73 1/2" (1865 mm) | 1/4" NPT | 1 | 120/240 | 31 | 7.2 |
| | | | | | | | | | | | | 120/208 | 35 | 7.2 |
| E236R | 600 lb (272 kg) | 67" (1700 mm) | 40 1/2" (1030 mm) | 84" (2135 mm) | 36" (914 mm) | 2 | - | 27" (686 mm) | 73 1/2" (1865 mm) | 1/4" NPT | 1 | 120/240 | 31 | 7.2 |
| | | | | | | | | | | | | 120/208 | 35 | 7.2 |
| E236 | 600 lb (272 kg) | 67" (1700 mm) | 40 1/2" (1030 mm) | 84" (2135 mm) | 36" (914 mm) | 1 & 10 shelves or 2 racks | - | 27" (686 mm) | 73 1/2" (1865 mm) | 1/4" NPT | 1 | 120/240 | 31 | 7.2 |
| | | | | | | | | | | | | 120/208 | 35 | 7.2 |
| E236TLO | 900 lb (409 kg) | 27 1/2" (1970 mm) | 48 1/2" (1230 mm) | 84" (2135 mm) | 44" (1120 mm) | 4 | 2 | 32 1/2" (826 mm) | 73 1/2" (1865 mm) | 1/4" NPT | 1 | 120/240 | 31 | 7.2 |
| | | | | | | | | | | | | 120/208 | 35 | 7.2 |
| E336R | 900 lb (409 kg) | 97 3/4" (2485 mm) | 40 1/2" (1030 mm) | 84" (2135 mm) | 36" (914 mm) | 3 | - | 27" (686 mm) | 73 1/2" (1865 mm) | 1/4" NPT | 1 | 120/240 | 31 | 7.5 |
| | | | | | | | | | | | | 120/208 | 35 | 7.5 |
| E336 | 900 lb (409 kg) | 97 3/4" (2485 mm) | 40 1/2" (1030 mm) | 84" (2135 mm) | 36" (914 mm) | 2 & 10 shelves or 3 racks | - | 27" (686 mm) | 73 1/2" (1865 mm) | 1/4" NPT | 1 | 120/240 | 31 | 7.5 |
| | | | | | | | | | | | | 120/208 | 35 | 7.5 |
| E336TLO | 1200 lb (545 kg) | 116 1/2" (2960 mm) | 48 1/2" (1230 mm) | 84" (2135 mm) | 44" (1120 mm) | 6 | 3 | 32 1/2" (826 mm) | 73 1/2" (1865 mm) | 1/4" NPT | 1 | 120/240 | 62 | 14.5 |
| | | | | | | | | | | | | 120/208 | 71 | 14.5 |
| E460 | 1200 lb (545 kg) | 67" (1700 mm) | 74 1/4" (1885 mm) | 84" (2135 mm) | 70" (1780 mm) | 4 | - | 27" (686 mm) | 73 1/2" (1865 mm) | 1/4" NPT | 1 | 120/240 | 37 | 8.7 |
| | | | | | | | | | | | | 120/208 | 42 | 8.7 |
| E460TLO | 1200 lb (545 kg) | 77 1/2" (1970 mm) | 90 1/2" (2300 mm) | 84" (2135 mm) | 87" (2210 mm) | 8 | 4 | 32 1/2" (826 mm) | 73 1/2" (1865 mm) | 1/4" NPT | 1 | 120/240 | 62 | 14.5 |
| | | | | | | | | | | | | 120/208 | 71 | 14.5 |

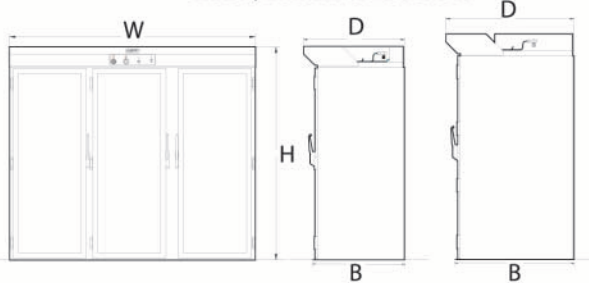
DRIP1 & DRIP1TLO



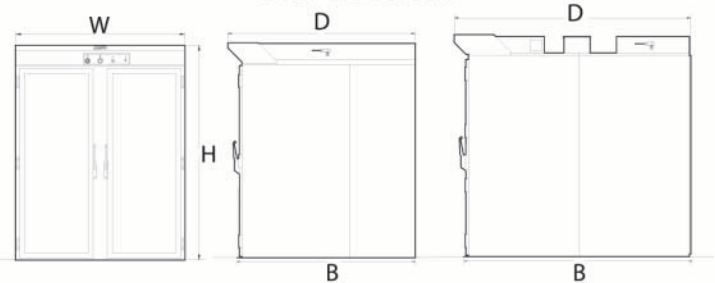
E236, E236R & E236TLO



E336, E336R & E336TLO



E460 & E460TLO




Electrical and water inlets are located on the top of the proofer, approximately in the center.

Specifications and design subject to change without notice.



Conforms to ANSI/UL std. 197
Certified to CSA C22.2 no.109

Your local distributor:



1255, rue Principale
Linière, Beauce, Québec, Canada G0M 1J0

Telephone : (418) 685-3431 Fax: (418) 685-3948
Canada : (800) 463-1636 U.S.: (800) 463-4273
E-Mail : doyon@doyon.qc.ca Internet: http://www.doyon.qc.ca