

Fusion

Product Specifications

ITEM NO: _____
 PROJECT: _____
 DATE: _____

Inline Refrigerated Self-Service Case

Lengths include end panels
 40"L x 43"D x 55-1/2"H
 53"L x 43"D x 55-1/2"H
 66"L x 43"D x 55-1/2"H

- FB3SS-2R
- FB4SS-3R
- FB6SS-4R



MODEL SHOWN: FB4SS-3R

STANDARD FEATURES

- Remote w/thermostat, solenoid & TXV
- 15-5/8" Toe kick
- Blue Fin coated coil
- Clear sneeze guard glass w/ stainless steel posts
- Condiment pan support rails
- Electrical leads
- Integrated average product temperature of 40°F or less
- LED 4000K top light(s)
- NOTE: Pans not supplied with case.
- NOTE: Remote only available w/rail base w/shims. N/A w/ levelers, casters or legs.
- One year parts & labor warranty
- Rail system for shims
- Stainless steel interior

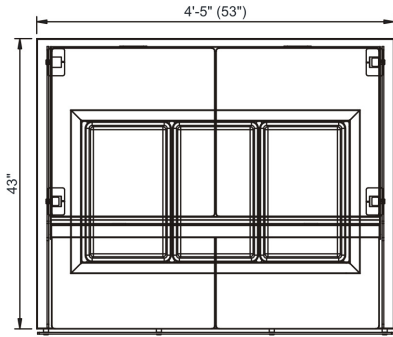
Features	Standard	Options
EXTERIOR COLOR	<input type="checkbox"/> Laminated (non-premium) Confirm pattern/grain direction	<input type="checkbox"/> Laminated (premium) Confirm pattern/grain direction <input type="checkbox"/> Painted (stock colors, specify RAL#) <input type="checkbox"/> Stainless steel
COUNTER	<input type="checkbox"/> Stainless steel	<input type="checkbox"/> 3 cm. Quartz
REAR STORAGE	<input type="checkbox"/> Non-refrigerated rear storage (w/o doors)	<input type="checkbox"/> Non-refrigerated rear storage w/ sliding doors <input type="checkbox"/> Refrigerated rear storage w/ sliding doors
TOE KICK	<input type="checkbox"/> Painted - Black	<input type="checkbox"/> Stainless steel
REFRIGERATION	<input type="checkbox"/> Remote w/thermostat, solenoid & TXV	<input type="checkbox"/> Note: Remote doesn't incl Conds unit. Floor drain reqd.
MISCELLANEOUS		<input type="checkbox"/> Second year parts & labor warranty

Fusion

Product Specifications

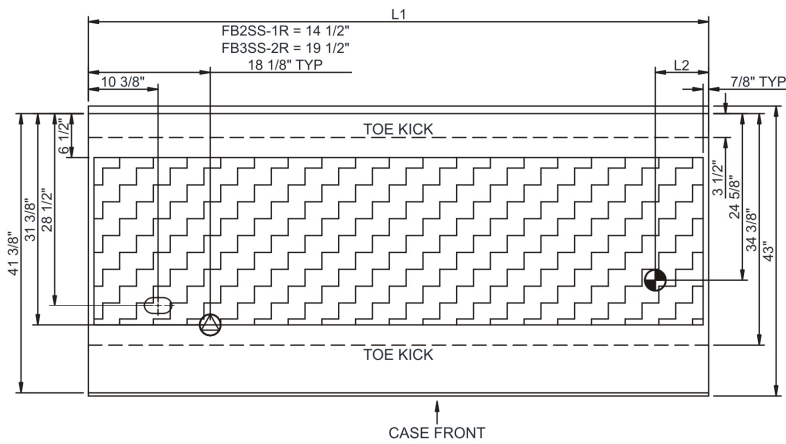
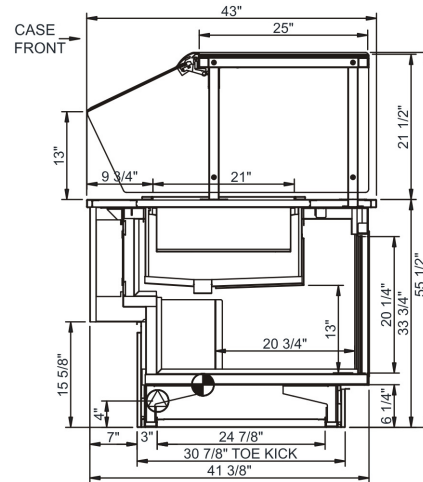
Intended Environment: Type I - Designed to operate in ambient conditions of 75°F with 55% relative humidity unless noted otherwise in system information below.	
Zone	Intended Product To Be Displayed
1	Unpackaged refrigerated products
Warmest Avg Prod Temp ° F	
40	

PLAN VIEW



MODEL FB4SS-3R SHOWN

SIDE VIEW



NOTE: ALL DIMENSIONS APPROXIMATE

- ELECTRICAL JUNCTION BOX (SUPPLIED WITH 6" LEADS OR POWER CORD).
- REMOVE FLOOR SINK & UTILITIES ACCESS AREA.
- LOCATION OF DRAIN TUBE FOR REMOTE REF. ONLY (SUPPLIED WITH 3/4" OR 1 1/2" PVC TUBE).
- SELF-CONTAINED CASE SERVICE ACCESS AREA.
- REFRIGERATION LINE CONNECTION.
- DRY CASE SERVICE ACCESS AREA.

Model Technical Specifications

Model	L"	L1"	L2"	System Circuit Volts	Phs	Freq	Amps ***	Watts	Wires	NEMA Plug	SST	Conv. Rack BTUH	Para. Rack BTUH	Est Wt		
FB3SS-2R	N/A	40.00	7.88	Remote(Type I)	Circuit #1	110-120	1	60	1.76	68	2+G	Leads Multiple	20.00	1123	1040	600
FB4SS-3R	N/A	53.00	7.88	Remote(Type I)	Circuit #1	110-120	1	60	1.87	99	2+G	Leads Multiple	20.00	1296	1200	750
FB6SS-4R	N/A	66.00	7.88	Remote(Type I)	Circuit #1	110-120	1	60	2.67	116	2+G	Leads Multiple	20.00	1469	1360	1,100

*** Does not include electric defrost on freezer models.

Important Notes:

- 1) ELECTRICAL NOTE: If GFCI is required, a GFCI breaker MUST be used in lieu of a GFCI receptacle
- ⚠ WARNING:** This product can expose you to chemicals, including Urethane (Ethyl Carbamate), which are known to the State of California to cause cancer and birth defects or other reproductive harm. For more information go to www.P65Warnings.ca.gov.

Regulatory Approvals:

All Models
 Accordance with AHRI Std 1200
 ETL Listed to UL 471
 ETL Listed to CAN/CSA 22.2 No. 120
 ETL Sanitation to NSF 7



In Accordance with
AHRI Std 1200

DOE 2017
Energy Efficiency
Compliant