

# 305

Ice Chest Drop-In

Project: \_\_\_\_\_  
 Item: \_\_\_\_\_  
 Quantity: \_\_\_\_\_  
 CSI Section: 14400  
 Approved: \_\_\_\_\_  
 Date: \_\_\_\_\_

# 305: Ice Chest Drop-In

## Models

- 305 45 pound ice capacity chest with ABS plastic interior liner



305

## Standard Features

- 20-gauge stainless steel top with raised die stamped opening
- Galvanized exterior body
- One piece stainless lift off cover with handle
- 1" diameter drain plumbed out the bottom
- High-density environmentally friendly, Kyoto Protocol Compliant, Non ODP (Ozone Depletion Potential), Non GWP (Global Warming Potential) polyurethane foam throughout unit
- ABS plastic interior liner with covered corners
- One year parts and 90 day labor standard warranty

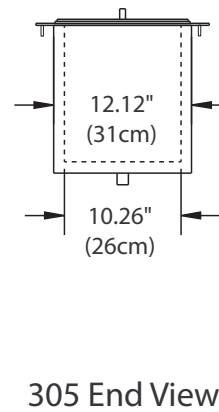
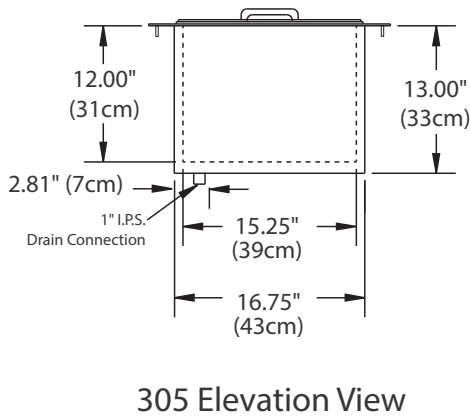
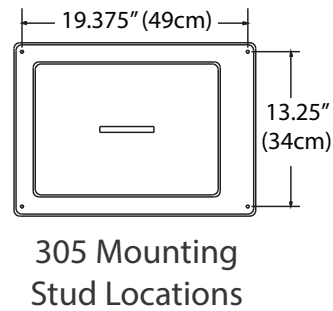
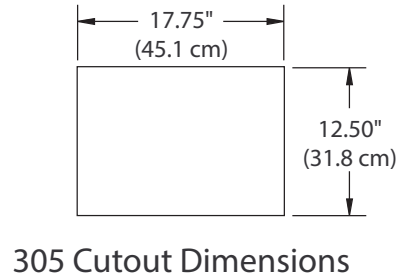
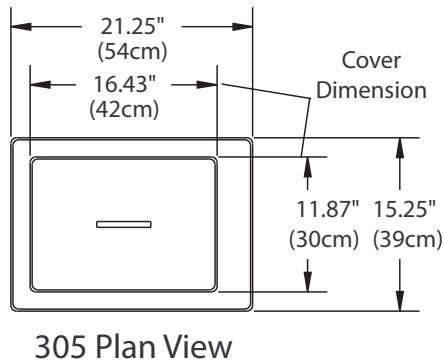
## Specifications

Top is 20-gauge stainless steel with .19" (.48 cm) raised edge on die-stamped 15.13" x 10.5" (38.4 x 26.7 cm) opening. Opening is fitted with one-piece cover in 20-gauge stainless steel.

Ice compartment has liner of ABS plastic with covered corners and has 1" (2.54cm) diameter drain. Sides and bottom insulated with high-density closed-cell environmentally friendly, Kyoto Protocol Compliant, Non ODP (Ozone Depletion Potential), Non GWP (Global Warming Potential) polyurethane. Bin holds 45 pounds of ice.

Exterior housing is 24-gauge galvanized steel.





Specifications		
Model	Storage Capacity	Ship Weight
305	45 lbs	18lbs (8kg)

Welbilt reserves the right to make changes to the design or specifications without prior notice.