



203

Ice Chest Drop-In

Project _____

Item _____

Quantity _____

CSI Section 11400

Approved _____

Date _____

203: Ice Chest Drop-In

Models

- 203 90 pound ice capacity chest with stainless steel interior liner



203

Standard Features

- 20-gauge stainless steel top with raised die stamped opening
- Galvanized exterior body
- One piece stainless lift off cover with handle
- 1" diameter drain plumbed out the bottom
- High-density environmentally friendly, Kyoto Protocol Compliant, Non ODP (Ozone Depletion Potential), Non GWP (Global Warming Potential) polyurethane foam throughout unit
- Stainless steel interior liner with covered corners
- One year parts and 90 day labor standard warranty

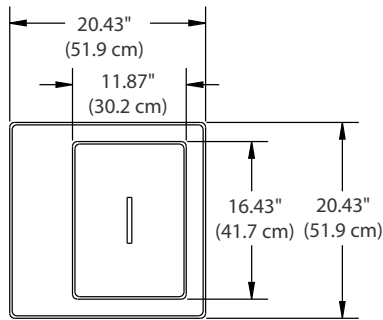
Specifications

Top is 20-gauge stainless steel with .19" (.48 cm) raised edge on die-stamped 10.43" x 15.18" (26.5 cm x 38.6 cm) opening. Opening is fitted with one-piece lift-off cover in 20-gauge stainless steel.

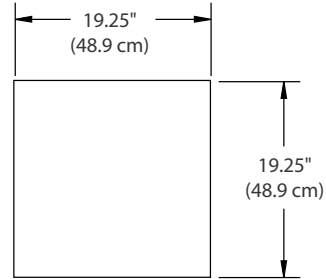
Ice compartment interior liner is 22-gauge stainless steel, has covered corners and has a 1" (2.54 cm) diameter drain. Insulation is high-density closed-cell environmentally friendly, Kyoto Protocol Compliant, Non ODP (Ozone Depletion Potential), Non GWP (Global Warming Potential) polyurethane. Ice capacity is 90 pounds.

Exterior is 24-gauge galvanized steel.

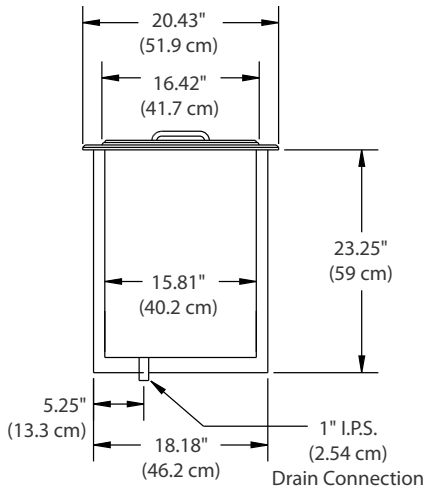




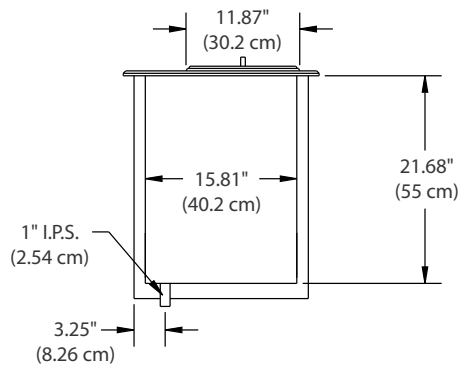
203 Plan View



203 Cutout Dimensions



203 Elevation View



203 Side View

Specifications		
Model	Storage Capacity	Ship Weight
203	90 lbs	52lbs (24kg)

Delfield reserves the right to make changes to the design or specifications without prior notice.