

Project _____
 Item _____
 Quantity _____
 CSI Section 11400
 Approved _____
 Date _____

18600BUCMP

Self-Contained Refrigerated Work Tables

Models

- 18648BUCMP 48" Worktop Refrigerator
- 18660BUCMP 60" Worktop Refrigerator
- 18672BUCMP 72" Worktop Refrigerator
- 18691BUCMP 91" Worktop Refrigerator
- 18699BUCMP 99" Worktop Refrigerator
- 186114BUCMP 114" Worktop Refrigerator



18648BUCMP

Standard Features

- Stainless steel exterior is standard
- Compressor is located on right
- Finished stainless steel ends
- Stainless steel top
- Environmentally friendly R290 refrigerant
- Standard on casters
- High density foamed in place environmentally friendly, Kyoto Protocol Compliant, Non ODP (Ozone Depletion Potential), Non GWP (Global Warming Potential) polyurethane keeps energy costs low
- Electronic Control
- Three year parts and labor warranty and an additional two year compressor parts warranty

Options & Accessories

- Stainless steel back
- Laminate facing (full front)
- Laminate end
- Laminate back
- Tray racks
- Cutting board (20" wide x .5" thick)
- 18" deep single tier stainless steel overshelf
- Refrigerated drawers
- 4" casters
- 6" legs
- Lock
- Additional shelf (specify door size)
- Celsius readout for electronic control
- Compressor left

Specifications

Exterior Top: Constructed of heavy duty stainless steel, with integral 2.12" (5cm) high square nosing at the front. Top is insulated with high-density insulation. Exterior back and bottom are galvanized steel. Exterior ends are finished with stainless steel.

Interior base has stainless steel back and bottom. Interior ends and door frames are thermoformed ABS plastic. Base is insulated with high-density foamed-in-place environmentally friendly, Kyoto Protocol Compliant, Non ODP (Ozone Depletion Potential), Non GWP (Global Warming Potential) polyurethane. Each interior door section has (1) removable epoxy-coated wire shelf.

Door(s) have stainless steel exterior front, with a thermoformed ABS plastic interior liner. Black recessed handle(s) and a snap-in magnetic gasket which is readily replaceable.

Base has a machine compartment, standard on right, with a condensing unit with condensate evaporator and an electrical junction box installed. Machine

compartment has a removable louver for access to condensing unit. Blower coil(s) with expansion valve are located behind the door mullions.

Refrigeration System: R290 refrigerant, and maintains 36°F (2°C) to 40°F (4°C) interior cabinet temperature. Interior cabinet is cooled with mullion style blower coils (coated) with expansion valves mounted between each door/drawer section for even air and temperature control.

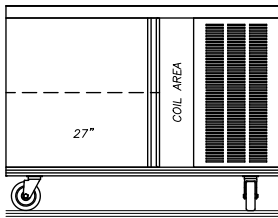
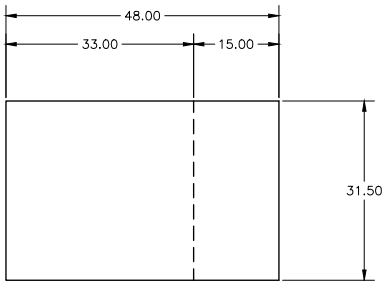
Electronic temperature controls and pre-wired condensing unit with hot gas condensate evaporator are installed in the machine compartment. Electronic control for base reads air temperature. On/Off switches for base are located behind the louvered panel.

Electrical Connections: 115 volts, 60 Hertz, single phase. Unit has a 8' (2.4m) long cord and plug.

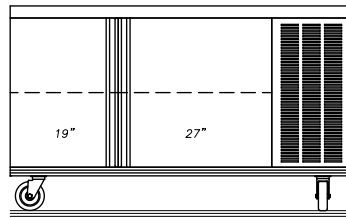
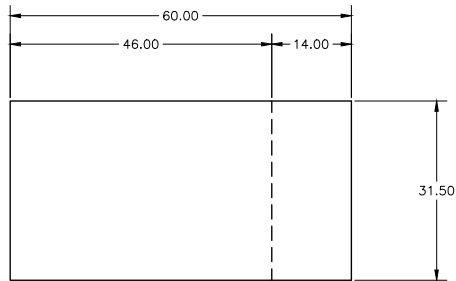
Casters: Unit is mounted on 5" (13cm) diameter casters; overall height of casters is 6.13" (16cm).



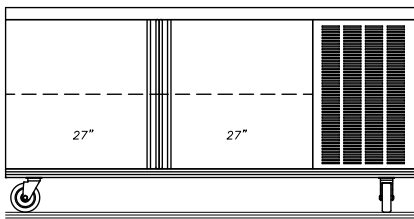
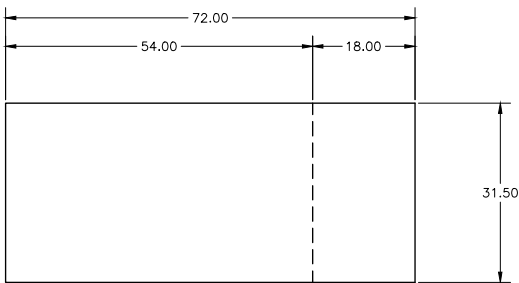
18600BUCMP



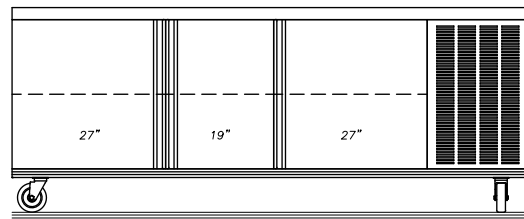
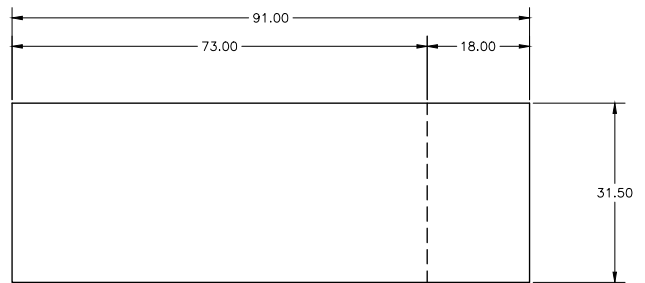
18648BUCMP



18660BUCMP

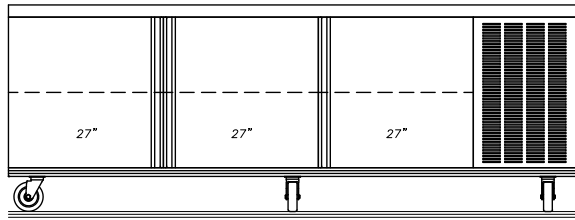
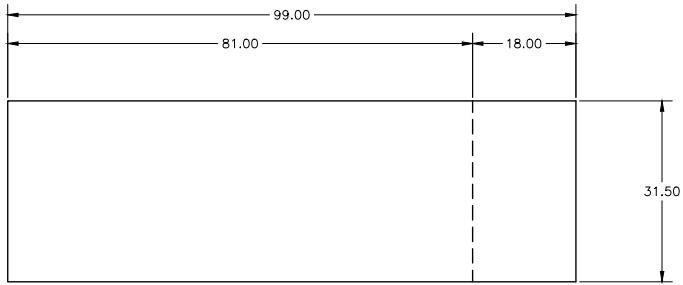


18672BUCMP

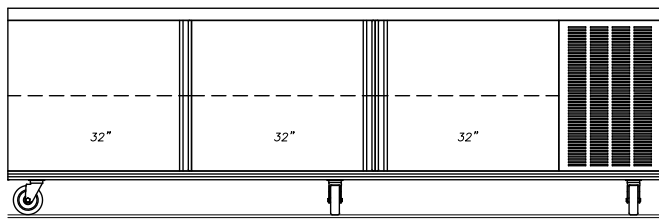



18691BUCMP

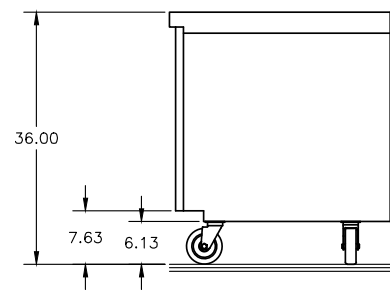
18600BUCMP



18699BUCMP

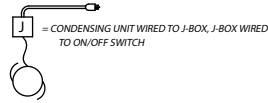
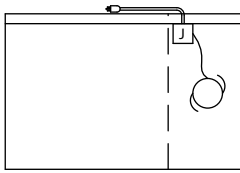


186114BUCMP

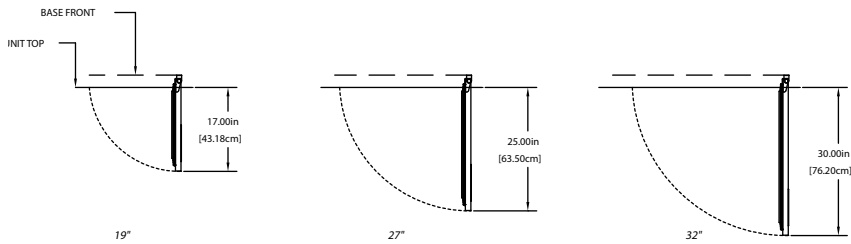


TYPICAL END

Mechanical Data



Door Swing



18600BUCMP

Specifications											
Model	Number of Doors	Shelf Area	Volume	BTU Load Base/ Heat of Rejection	BTU Sys. Cap Base @ 100F	H.P.	V/Hz/Ph	Amps	Nema Plug	Ship Weight	Energy KWH/Day
18648BUCMP	(1) 27"	3.95	10.25	384	1550	0.20	115/60/1	2.9	5-15P	390lbs/177kg	1.07
18660BUCMP	(1) 19" & (1) 27"	6.51	15.1	456	1550	0.20	115/60/1	2.9	5-15P	435lbs/197kg	1.2
18672BUCMP	(2) 27"	7.9	18.04	501	1550	0.20	115/60/1	4.8	5-15P	495lbs/225kg	1.47
18691BUCMP	(2) 27" & (1) 19"	10.29	24.44	726	2440	0.25	115/60/1	4.8	5-15P	535lbs/243kg	2.01
18699BUCMP	(3) 27"	11.85	27.31	771	2440	0.25	115/60/1	4.8	5-15P	594lbs/269kg	2.1
186114BUCMP	(3) 32"	14.46	33	854	2936	0.33	115/60/1	6.3	5-15P	685lbs/310kg	2.68

18600BUCMP

Welbilt reserves the right to make changes to the design or specifications without prior notice.