

CLUB TOP DIRECT DRAW KEG REFRIGERATORS

Combination of Draft Beer Dispenser & Chilled Glass Storage

EBD - Series • EBD2-CT • EBD3-CT • EBD4-CT



▲ EBD2-CT



▲ EBD3-CT



▲ EBD4-CT

Cabinet Construction

- Heavy duty stainless steel countertop with textured laminate, black vinyl exterior.
- Galvanized steel interior walls and high quality stainless steel floor.
- 1 3/4" thick high density polyurethane insulation.
- Compact, easy-access club top compartment.
- Built-in caster thread receptacles for all models.

Refrigeration System

- Side mounted R290 condensing unit uses environmentally friendly, EPA-compliant R290 refrigerant with zero (0) Ozone Depletion Potential (ODP) and three (3) Global Warming Potential (GWP).
- Electronically commutated (ECM) fan motors achieve rapid cooling with less energy consumption.
- Time-initiated and temperature-terminated auto defrost cycle for seamless operation.
- Large capacity, corrosion-resistant condenser and evaporator coils.
- Self-maintaining, energy-efficient condensate drain pan requires no external drains or electric heaters.
- High performance, auto-reverse condenser fan motor supports compressor ventilation and condenser coil cleaning. Refer to owner's manual for full maintenance instructions.
- Pre-wired and ready to plug, 115V/60Hz/1Ph, NEMA 5-15P.

Lighting

- Energy efficient silicone coated and shatter-proof LED lighting provides bright, high color illumination with low heat output.

Doors & Lids

- Textured laminate, black vinyl exterior and galvanized steel interior with 1 3/4" thick high density polyurethane insulation for doors. Heavy duty stainless steel exterior and galvanized steel interior with 3/4" thick high density polyurethane insulation for cub top lids.
- Snap-in magnetic door gasket make cleaning and replacement an easy process.
- High strength door handles are recessed for doors and raised for club top lids.
- Pre-installed door locks keep your items safe from theft.

Shelving (Chilled Glass Storage)

- One epoxy coated, steel wire shelf.
- Height adjustable stainless steel clips.

Draft Arms

- NSF certified, 3" diameter insulated stainless steel draft arm with matching air distributor. Two single faucet draft arms for model EBD2-CT. One single faucet and one dual faucet draft arms for model EBD3-CT. Two dual faucet draft arms for model EBD4-CT.

Temperature Control

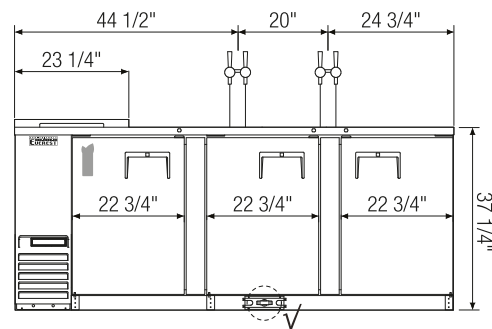
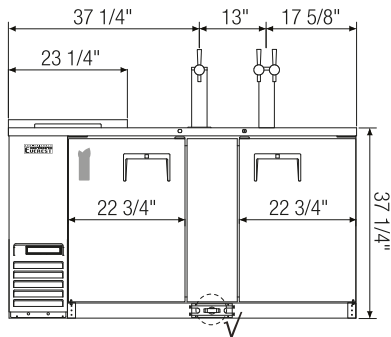
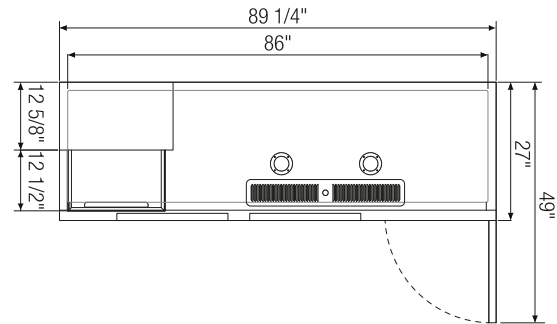
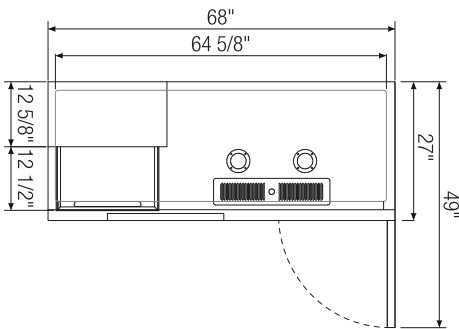
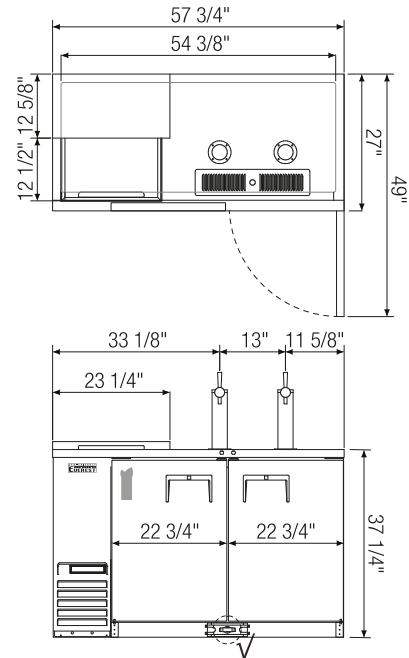
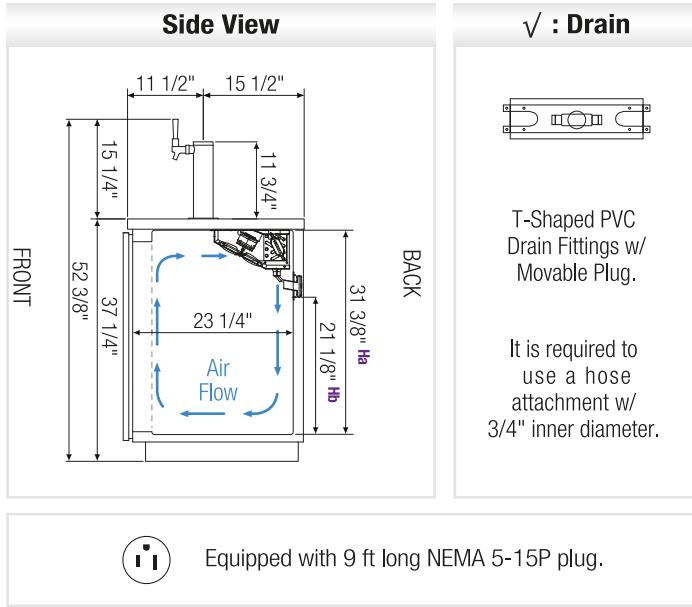
- Multi-function digital controller with easy to read LED display.
- Factory preset temperature, 35°F. Temperature setting range from 33°F to 54°F.
- Audible overheat protection alarm for compressor and condenser coil.

Options

- Dual faucet draft arms and matching air distributors.
- Additional shelving.
- 3" or 5" swivel casters with locks.
- 3.5" – 6" height-adjustable and interchangeable legs.



Dimensions



Model	Ref/ Frz/ Dual	# of Doors	Capacity (Cu. Ft.)	Capacity & Size of Barrels	HP	BTU/HR †	Refrigerant	# of Shelves	Power (V-Hz-Ph)	Amps	Crated Weight (LBS)	Exterior Dimensions (Inches)		
												L	D	H
EBD2-CT	Ref	2	20	(2) 1/2	1/4+	1,926	R-290	1	115-60-1	3.5	296	57 3/4	27	37 1/4
EBD3-CT	Ref	2	24	(3) 1/2	1/4+	1,926	R-290	1	115-60-1	3.5	335	68	27	37 1/4
EBD4-CT	Ref	3	32	(4) 1/2	1/3	2,311	R-290	1	115-60-1	2.5	415	89 1/4	27	37 1/4

† : Based on evaporating temperature of 23°F (-5°C) & condensing temperature of 131°F (55°C).

Ref = Refrigerator

Ha, Hb : Interior Height

Specifications subject to change without notice.

Product dimensions are for general purposes and not absolute value. Product capacity (▲) is calculated based on standard industry figures. Slight variations may exist. If dimensions and capacity are critical, please contact Everest Refrigeration.



Please visit our website for updated Energy Efficiency information.