



BEVERAGE-AIR

Project: _____	AIA#
Item: _____	
Location: _____	SIS#
Approved: _____	

SMF SCHOOL MILK COOLERS

SMF58HC Single Access, Forced-Air
Hydrocarbon Series

MODELS:
SMF58HC-1-S
SMF58HC-1-W



SMF58HC-S



SMF58HC-W

3 Year Parts/Labor Warranty
Additional 2 Year Compressor Warranty

CABINET CONSTRUCTION

- SS units: Stainless steel exterior and interior
- White units: White coated steel exterior and interior is galvanized steel with stainless steel floor for maximum milk crate support.
- Lids, doors, adjustable hinges and door latches made from stainless steel are standard on all units
- Full electronic Control
- Heavy-duty epoxy coated steel wire floor racks standard
- Floor drain is centrally located for easy cleaning, connecting to drain hose with hose adapter
- Flexible compression door gaskets ensure tight seal
- Self-latching doors/lids with safety bumpers
- Exterior thermometer
- Cylinder lock
- 7" Heavy-duty plate casters (2 with locks)
- Maintains continuous milk temperature between 36° - 38°F

OPTIONS & ACCESSORIES

- Stainless steel interior available
- Wrap around & corner bumpers
- Graphics

REFRIGERATION SYSTEM

- Refrigeration system uses R290 refrigerant to comply with all environmental concerns
- Automatic, non-electric defrost
- Epoxy coated evaporator coil

SMF58HC Single Access, Forced Air : School Milk Series



3779 Champion Blvd., Winston-Salem, NC 27105
1-888-845-9800 Fax: 1-336-245-6453
Beverage-Air.com sales@bevair.com



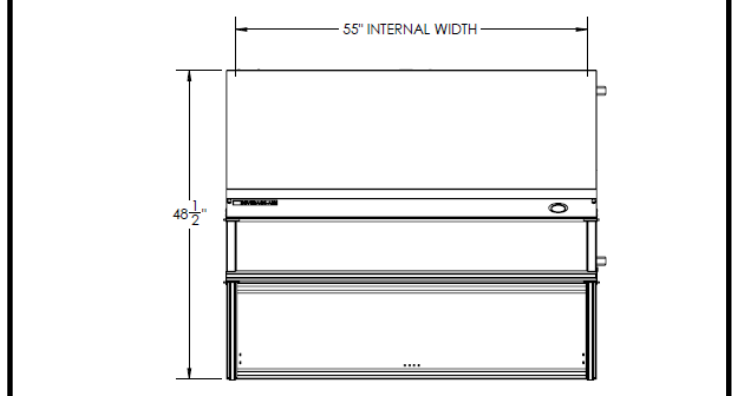
BEVERAGE-AIR

SMF Series—School Milk Cooler

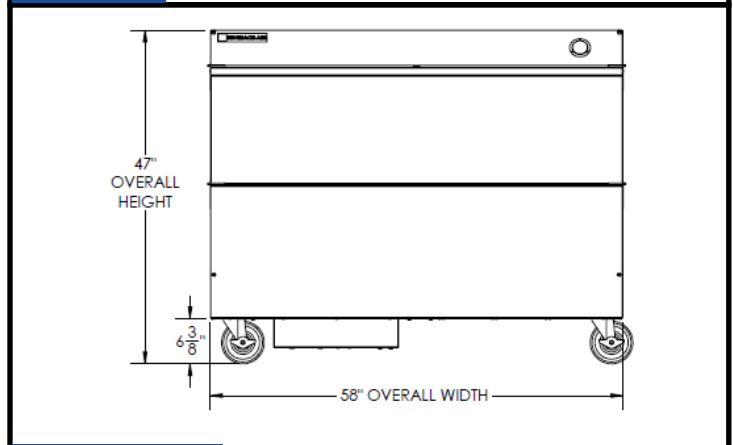
Models: SMF58HC-1-S, SMF58HC-1-W

MODEL	SMF58HC-1-S	SMF58HC-1-W
EXTERNAL DIMENSIONAL DATA		
Width Overall	58"	58"
Depth Overall	33 5/8"	33 5/8"
Height Overall with Casters	47"	47"
Number of Lids/Doors	Single Access	Single Access
INTERNAL DIMENSIONAL DATA		
NET Capacity (cubic ft.)	24	24
Internal Width Overall (in)	55"	55"
Internal Depth Overall (in)	30"	30"
Internal Height Overall (in)	24 7/8"	24 7/8"
CASE CAPACITIES		
13" x 13" x 11"	16	16
19" x 13" x 11"	10	10
ELECTRICAL DATA		
Full Load Amperes 115/60/1	3.3	3.3
REFRIGERATION DATA		
Horsepower	1/3	1/3
Capacity BTU	2052	2052
WEIGHT DATA		
Gross Weight (Crated lbs)	458 lbs	458 lbs
Height - Crated	54"	54"
Width - Crated	63"	63"
Depth - Crated	38"	38"

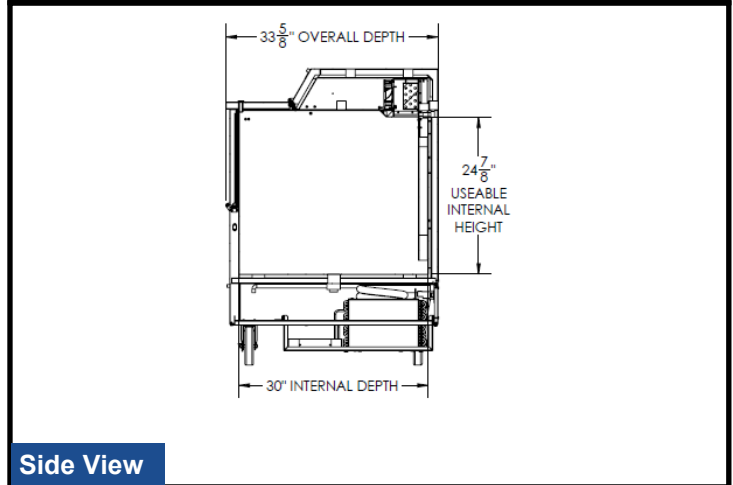
Model Views



Plan View



Elevation View



Side View

ELECTRICAL CONNECTION



115/60/1
NEMA-5-15P

Units pre-wired at factory and include 8' long cord and plug set.



an Ali Group Company



3779 Champion Blvd., Winston-Salem, NC 27105
1-888-845-9800 Fax: 1-336-245-6453
Beverage-Air.com sales@bevair.com