



Project \_\_\_\_\_  
Item No. \_\_\_\_\_  
Quantity \_\_\_\_\_

### DROP-IN DOUBLE BURNER (HOB) COOKTOP Side-to-Side with Standard Controls




#### FEATURES

- Models available in 5,000 (2,500/burner); 6,000 (3,000/burner); 7,000 (3,500/burner) watts
- Drop-in design with stainless steel and aluminum housing
- Easy-to-clean high-temperature glass-ceramic top
- High-quality internal electronics and heavy gauge Litz wire
- Individual controls for each burner (hob) for independent operation and functionality
- LED display
- Automatic pan detection allows for instant energy transmission to pan
- Even heat distribution across bottom of cookware
- Automatic shut-off feature prohibits overheating
- Programmed with 22 temperature settings and 20 power cook settings
- Temperature range from 85°F–500°F (29°C–260°C)
- Microprocessor monitors vital components to check for overheating, power supply issues, and more
- Integral fan keeps internal components cool
- Standard Cat 5e or Cat 6 patch cable from unit to control box included
- Available in 200–240 VAC, single phase
- Includes plug and cord (6 ft. nominal)
- Two-year advanced replacement warranty – U.S. and Canada

#### PERFORMANCE

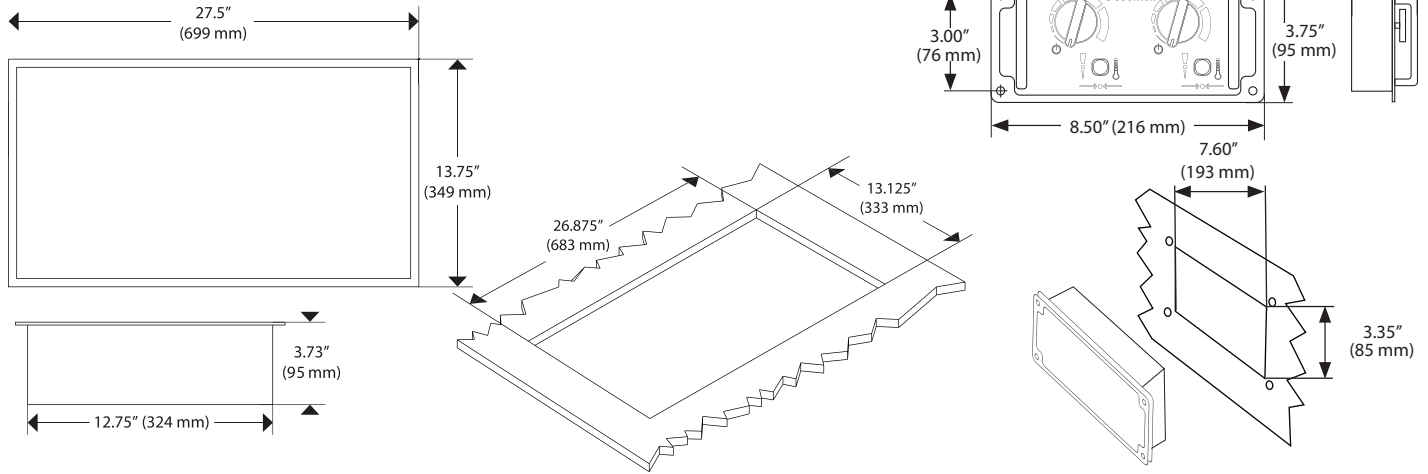
The CookTek® Drop-in Double Burner (Hob) Cooktop Side-to-Side with Standard Controls boasts a drop-in countertop design with a stainless steel and aluminum housing, and a high temperature glass-ceramic top intended for commercial kitchens and restaurants. An automatic shut-off feature, integral cooling fan, and self-diagnosing microprocessor allow for a safe kitchen environment. Each unit is equipped with 22 temperature settings and 20 precise power settings to ensure maximum and efficient heating of any induction-compatible pan.\*

#### CERTIFICATIONS



\*Induction cooking requires the use of induction-compatible (i.e. magnetic) cookware.


It is the owner and installer's responsibility to comply with all local codes. CookTek reserves the right to make substitutions of components or change specifications without prior notice.



DIMENSIONS			
Full Unit Height	3.73"	95 mm	
Full Unit Width	27.5"	699 mm	
Housing Width	26.5"	673 mm	
Full Unit Depth	13.75"	349 mm	
Housing Depth	12.75"	324 mm	
Cutout Width	26.875"	683 mm	
Cutout Depth	13.125"	333 mm	
Weight	30 lb.	13.6 kg	
CLEARANCE			
Front	2"	51 mm	
Sides	2"	51 mm	
Rear	2"	51 mm	
Below	6"	152 mm	
COOLING REQUIREMENTS AND SPECIFICATIONS*			
Max Ambient Temperature	122°F	50°C	
Min. Ventilation Requirements	32 in <sup>2</sup>	206 cm <sup>2</sup>	
Internal Cooling Fan Displacement	140 CFM (4.0m <sup>3</sup> /min)		
SHIPPING INFORMATION			
Packaged Height	11"	279 mm	
Packaged Width	32"	813 mm	
Packaged Depth	23"	584 mm	
Packaged Weight	40 lb.	18.14 kg	
Item Class	250 NMFC #26710		
ELECTRICAL SPECIFICATIONS (SINGLE PHASE)			
UNITED STATES/CANADA			
MCD2502S	602001	200–240 V, 50/60 Hz, 22 A, 5,000 W (100–2,500 W/burner)	NEMA 6-30P
MCD3002S	604901	200–240 V, 50/60 Hz, 26 A, 6,000 W (100–3,000 W/burner)	NEMA 6-50P
MCD3502S	605001	200–240 V, 50/60 Hz, 30 A, 7,000 W (100–3,500 W/burner)	NEMA 6-50P
UK AND SAUDI ARABIA			
MCD2502S	602002	200–240 V, 50/60 Hz, 22 A, 5,000 W (100–2,500 W/burner)	IEC 309, 32A, 3-pin
MCD3002S	604902	200–240 V, 50/60 Hz, 26 A, 6,000 W (100–3,000 W/burner)	IEC 309, 32A, 3-pin
MCD3502S	605002	200–240 V, 50/60 Hz, 30 A, 7,000 W (100–3,500 W/burner)	IEC 309, 32A, 3-pin

INTERNATIONAL			
MCD2502S	602003	200–240 V, 50/60 Hz, 22 A, 5,000 W (100–2,500 W/burner)	IEC 309, 32A, 3-pin
MCD3002S	604903	200–240 V, 50/60 Hz, 26 A, 6,000 W (100–3,000 W/burner)	IEC 309, 32A, 3-pin
MCD3502S	605003	200–240 V, 50/60 Hz, 30 A, 7,000 W (100–3,500 W/burner)	IEC 309, 32A, 3-pin
AUSTRALIA			
MCD2502S	602004	200–240 V, 50/60 Hz, 22 A, 5,000 W (100–2,500 W/burner)	56PA332, 32A, 250V
MCD3002S	604904	200–240 V, 50/60 Hz, 26 A, 6,000 W (100–3,000 W/burner)	56PA332, 32A, 250V
MCD3502S	605004	200–240 V, 50/60 Hz, 30 A, 7,000 W (100–3,500 W/burner)	56PA332, 32A, 250V
SOUTH AFRICA			
MCD2502S	602007	200–240 V, 50/60 Hz, 22 A, 5,000 W (100–2,500 W/burner)	N/A
MCD3002S	604907	200–240 V, 50/60 Hz, 26 A, 6,000 W (100–3,000 W/burner)	IEC 309, 32A, 3-pin
MCD3502S	605007	200–240 V, 50/60 Hz, 30 A, 7,000 W (100–3,500 W/burner)	IEC 309, 32A, 3-pin
ISRAEL			
MCD2502S	602008	200–240 V, 50/60 Hz, 22 A, 5,000 W (100–2,500 W/burner)	IEC 309, 32A, 3-pin
MCD3002S	604908	200–240 V, 50/60 Hz, 26 A, 6,000 W (100–3,000 W/burner)	IEC 309, 32A, 3-pin
MCD3502S	605008	200–240 V, 50/60 Hz, 30 A, 7,000 W (100–3,500 W/burner)	IEC 309, 32A, 3-pin

Dedicated circuit required for each installation.



**Global Operations**  
 2801 Trade Center Drive / Carrollton, Texas 75007 USA  
 US: 800.90TURBO (800.908.8726) / International: +1 214.379.6000  
 Fax: +1 214.379.6073 / www.cooktek.com

\* Adequate cabinet ventilation should be provided for all drop-in models to prevent overheating of unit.