



4184 E. Conant st., Long Beach, CA 90808  
 Tel. 800-500-3519 Fax. 310-900-1066  
[www.gkradiance.com](http://www.gkradiance.com)

Project :

Model # :

Item # :

Qty :

Available W/H :

Approval :

## Deck Oven

**Model : RBDO-43**



\*One electrical connection for all decks per model

### ≡ FEATURES & BENEFITS ≡

■ **Microprocessor heating control**

A consecutive step by step control method with a microprocessor allows for heating control from 0~100% to enable even and precise temperature control.

■ **Heat distribution**

A heating system that enables even heat distribution inside the oven and heat retention help ensures even colorization of the product.

■ **Deck size**

4 European tray size capacity per deck.

■ **User-friendly display**

Time setting allows for desired time setting using arrow buttons.

■ **See-through window**

Able to observe baking progress.

■ **Adjustable legs & casters**

■ **Temperature control top & bottom heating element per deck**

■ **Overheat protection sensor**

Once the unit is plugged in, protection sensors will set in to prevent serious burns.

■ **Safety enforced**

Each unit is thoughtfully designed with well-rounded corners for the benefit of bread bakers and chefs.

■ **Variety**

Perfect for variety of different bread types including cakes, pastries, and all other hard breads.

■ **Steam injection & ceramic stone plate option**

With room temperature, high pressure steam at micron level, fine steam is evenly supplied to the bread surface.



Model	Capacity	Tray Size (inches)	Length (inches)	Depth (inches)	Height (inches)	Net Weight (lbs.)
<b>RBDO-43</b>	<b>4 trays</b>	<b>16 x 24</b>	<b>64 1/2</b>	<b>43 3/4</b>	<b>74 1/4</b>	<b>1213</b>

# Deck Oven

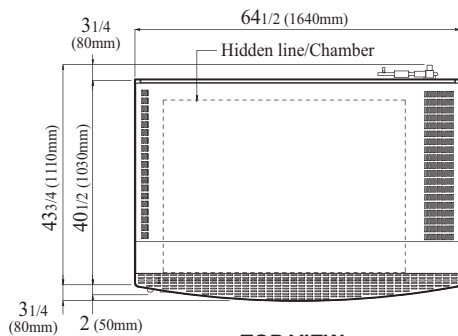
## Model : RBDO-43

MODEL	RBDO-43
Exterior Dimension (L x D x H) (in.)	64 1/2 x 43 3/4 x 74 1/4
Interior Dimension (L x D x H) (in.)	48 x 34 5/8 x 7 7/8
Capacity	4 Trays 3 Tiers
Voltage	220V, 3PH, 65A, 25KW, 60Hz
Wire Gauge	AWG 6
Tray Size (in.)	16 x 24
Temperature Range	90°F - 536°F
Preset	4
Net Weight (lbs.)	1213
Option(s)	Steam + ceramic stone plate (1.5KW power / Deck)
Water Feed Pipe	1/2" ball valve

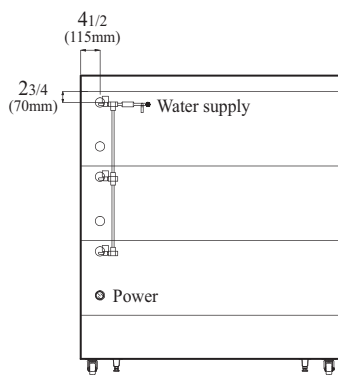
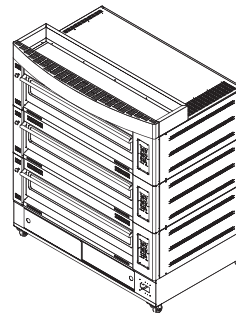
Design and specifications subject to change without notice. Most updated spec sheets are available at [www.gkradiance.com](http://www.gkradiance.com).  
Actual shipping weight may differ due to extra packing materials for product protection.  
Extra lead time will apply, please call factory for more details to order.

### ■ WARRANTY : 1 Year Parts and Labor Warranty

(unit : inch) **PLAN VIEW**

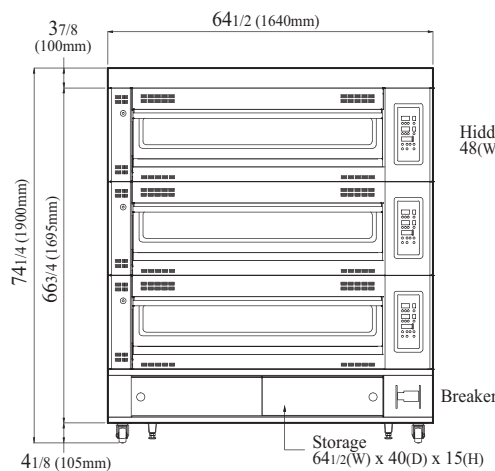


**TOP VIEW**

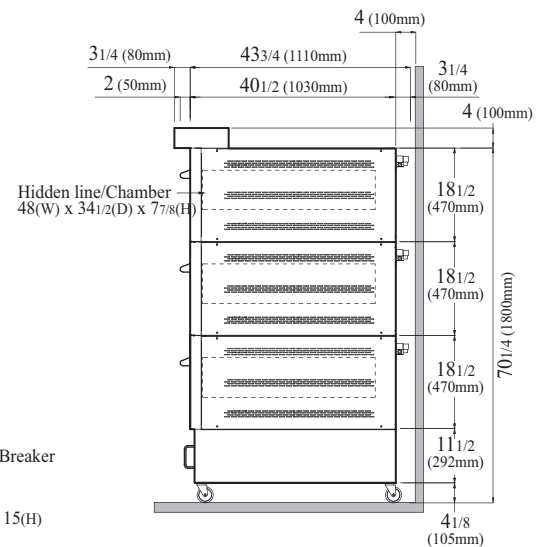


- When steam is installed/  
80mm pipe projected

**REAR VIEW**



**FRONT VIEW**



**SIDE VIEW**

Ver.201704



- Turbo Air : 800-627-0032 ■ GK : 800-500-3519
- Warranty : 800-381-7770 ■ AC : 888-900-1002