

PROJECT:	_____
LOCATION:	_____
ITEM#:	_____
QUANTITY:	_____

COMPETITOR SERIES®

C-CB48-HC

C-CB52-HC

C-CB52-60-HC

C-CB72-HC

C-CB72-76-HC

REFRIGERATED CHEF BASES

- Beautiful ergonomic appearance
- Heavy duty top surface area
- Digital temperature controller and read-out
- All stainless steel exterior and interior
- Forced air refrigeration system
- Side mount compressor for enhanced efficiencies
- Recessed drawers handles
- Stainless Steel Compex® brand, heavy-duty, self closing drawer slides
- Pre-installed casters
- (2) 6" locking casters & (2) 6" non-locking casters
- All Natural R290 Hydrocarbon Refrigerant
- US Department of Energy Certified
- Migali Industries® Protection Plan: 1 Year Parts & Labor Warranty, 5 Years Compressor Warranty

MODEL	DRAWERS	CAPACITY CU/FT	TOP WEIGHT LIMIT	NUM. OF (1/6) SIZE PANS*	H/P	AMPS	VOLTAGE	ENERGY CONSUMPTION KWH/24 HR	PLUG TYPE	TEMP RANGE	EXTERIOR DIMENSIONS W X D X H*	INSIDE DIMENSIONS W X D X H	PACKAGED DIMENSIONS W X D X H	WEIGHT	PACKAGED WEIGHT
C-CB48-HC	2	9.4	717 lbs.	15	1/6	2.3	115/60/1	1.6	Nema 5-15P	+33° F (~) +41° F	48.4" x 32" x 26.6"	36.2" x 25.6" x 16.7"	51" x 33.9" x 27.6"	430 lbs.	472 lbs.
C-CB52-HC	2	10.4	717 lbs.	18	1/6	2.3	115/60/1	1.6	Nema 5-15P	+33° F (~) +41° F	52" x 32" x 26.6"	40" x 25.6" x 16.7"	51" x 33.9" x 27.6"	441 lbs.	485 lbs.
C-CB52-60-HC	2	10.4	717 lbs.	18	1/6	2.3	115/60/1	1.6	Nema 5-15P	+33° F (~) +41° F	60.5" x 32" x 26.6"	40" x 25.6" x 16.7"	63" x 33.9" x 27.6"	478 lbs.	556 lbs.
C-CB72-HC	4	15	1084 lbs.	24	1/4	3.1	115/60/1	1.8	Nema 5-15P	+33° F (~) +41° F	72.4" x 32" x 26.6"	57.5" x 25.6" x 16.7"	75" x 33.9" x 27.6"	633 lbs.	708 lbs.
C-CB72-76-HC	4	15	1084 lbs.	24	1/4	3.1	115/60/1	1.8	Nema 5-15P	+33° F (~) +41° F	76" x 32" x 26.6"	57.5" x 25.6" x 16.7"	78.6" x 33.9" x 27.6"	655 lbs.	730 lbs.

* Pans not included

NOTE: MIGALI® RESERVES THE RIGHT TO CHANGE SPECIFICATIONS WITHOUT NOTICE

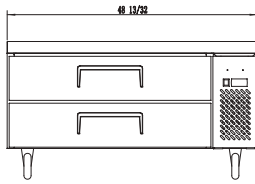


TOLL FREE: 800.852.5292
WEB: www.migali.com

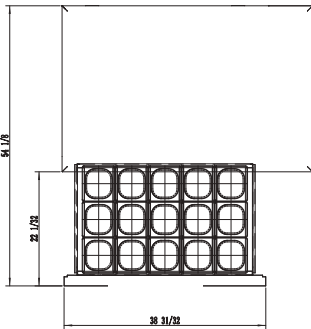


DIMENSIONAL DRAWINGS

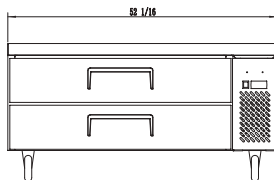
C-CB48-HC



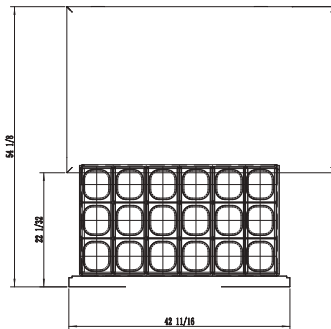
**C-CB48-HC
TOP VIEW**



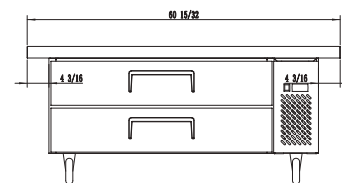
C-CB52-



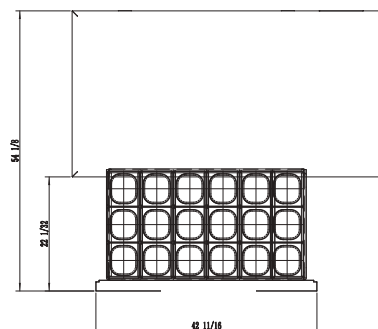
**C-CB52-HC
TOP VIEW**



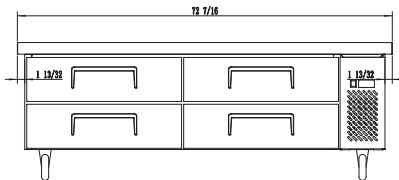
C-CB52-



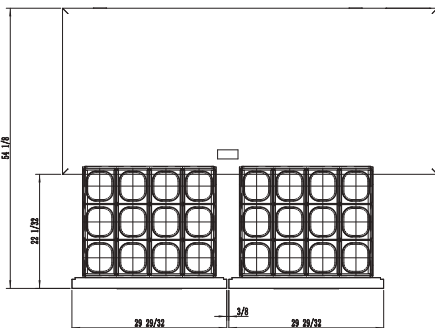
**C-CB52-60-HC
TOP VIEW**



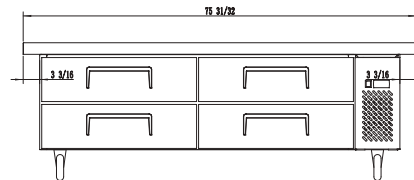
C-CB72-HC



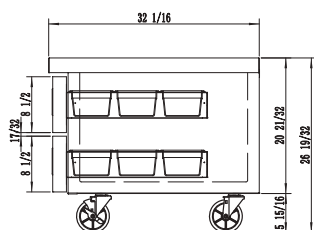
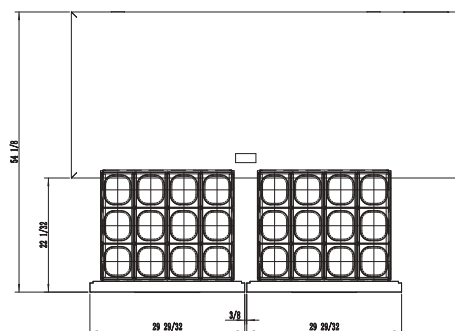
C-CB72 TOP VIEW



C-CB72-76-HC



C-CB72-76 TOP VIEW



SIDE VIEW (1,2,3) DOOR MODELS



MIGALI® REMAINS AN AMERICAN FAMILY COMPANY SINCE 1955