




REACH-IN TOP-MOUNT SERIES FREEZERS

Features

- CFC free refrigerant and foam insulation
- Electronic thermostat and digital LED temperature display for accurate control and easy reading
- 3 adjustable, heavy-duty epoxy coated wire shelves per door
- Condensate heating element built into condensate pan for efficient evaporation of excess water
- Easy to mount 4" casters (lockable in front) are standard with all units
- Freezer door frames have integral factory installed heating element to eliminate condensation
- Locking doors on all units. IT28F door swing is field reversible
- Self-closing doors that remain open at 90 degrees
- Magnetic gasket can be replaced without any tools
- Exterior: 430 stainless steel, door & front panel: 202 stainless steel
- Interior: 304 stainless steel
- Temperature: 0 to -10°F / -17 to -23°C
- Electrical: 115/60/1 with NEMA 5-15P plug • IT82F DV: 115/208-230/60/1 with NEMA L14-20P plug, 10ft cord



IT28F



NEMA
5-15P



IT56F*



NEMA
L14-20P



IT82F DV

Specifications

DESIGNED TO OPERATE IN AMBIENT TEMPERATURES BETWEEN 40F-90F FOR OPTIMUM PERFORMANCE.



*



Certified to ANSI/NSF-7 Standards

Model	Doors	Ext. Dimensions W X D X H (In)	Int.. Dimensions W X D X H (In)	Amps	H.P	Ship Weight
IT28F	1	26.8 X 32.7 X 82.3	22.2 X 27.6 X 59.1	11	5/8	329 lbs
IT56F*	2	53.9 X 32.7 X 82.3	49.4 X 27.6 X 59.1	12	1	501 lbs
IT82F DV	3	81.0 X 32.7 X 82.3	76.4 X 27.6 X 59.1	8	1-1/4	625 lbs

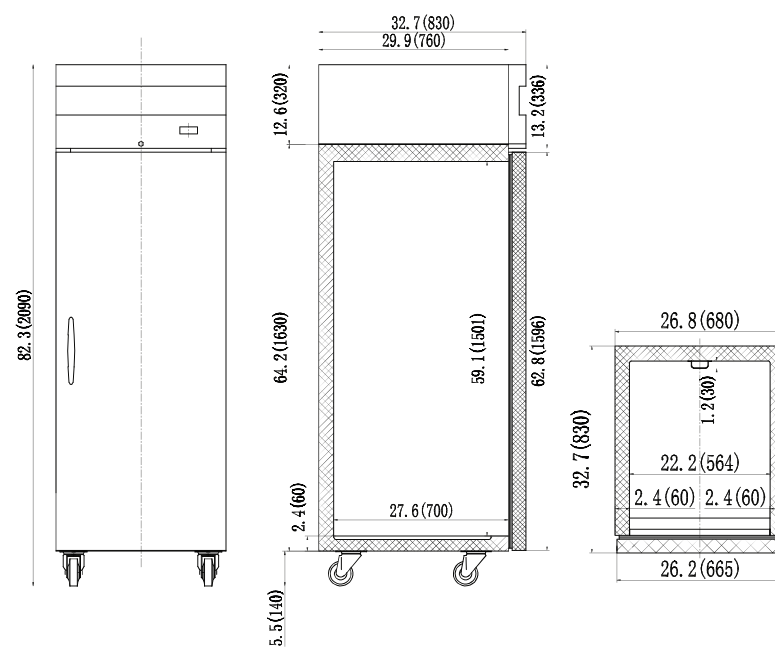


REACH-IN TOP-MOUNT SERIES FREEZERS

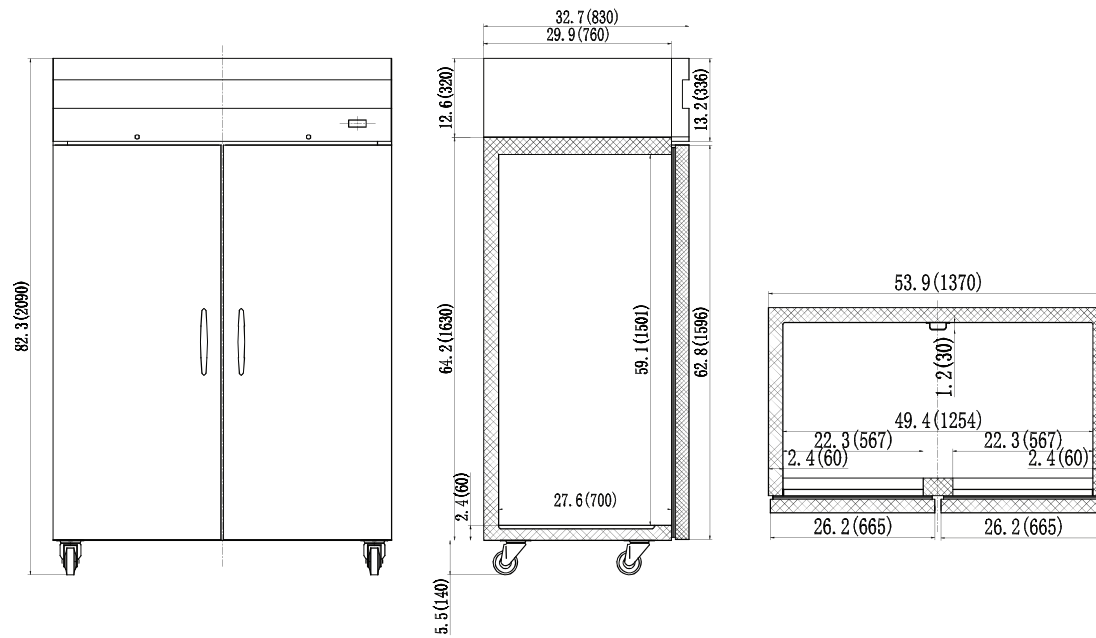


Dimensions in inches (mm)

IT28F



IT56F*



IT82F DV

