

48" Back Bar



SGBBB-48



SBBB-48



SSGBB-48



SSBB-48

Features

4 Adjustable Interior Shelves

The interior shelves sit on adjustable mounting brackets to allow for height adjustments shelf by shelf to accommodate different sized products.

Interior Lighting

Lighting provides high visibility for customer's viewing.

Anti-Fog Glass Doors

(SGBBB-48 / SSGBB-48)

Fully insulated glass face helps with energy savings while providing clear visibility of products inside.

Stainless Steel Exterior

(SSGBB-48 / SSBB-48)

High quality 430 stainless steel exterior and 304 stainless steel interior provide both durability and beauty to the unit.

Black Vinyl Finish

(SGBBB-48 / SBBB-48)

Standard, cabinet exterior construction includes attractive, wear resistant vinyl on steel in black finish.

Electrical

Units wired at factory and ready for connection to a 115/60/1 phase, 15 amp dedicated outlet.

Digital Temperature Controls

The LCD display allows for temperature control and easy visual read out.

Doors	#of Shelves	H/P	AMPS	Gross Weight	W D H
2	4	1/3+	7.2	260 lbs	48.875" x 24.375" x 35.625"

TECHNICAL DATA

Dimensions

Exterior Dimensions (WxDxH)	48.875" x 24.375" x 35.625"
Interior Dimensions (WxDxH)	36.25" x 18.5" x 30.5"
Net Volume (cu. ft.)	11.8 cu. ft.
Gross Weight	260 lbs
Packaging Dimensions (WxDxH)	51.2" x 27.6" x 41.7"

Cooling

Temperature Range	33° - 38° F
Refrigerant	R134a
Maximum Ambient Temperature Rating	100° F
Defrosting	Automatic
Temperature Display	Yes
Temperature Controller	Digital
H/P	1/3+

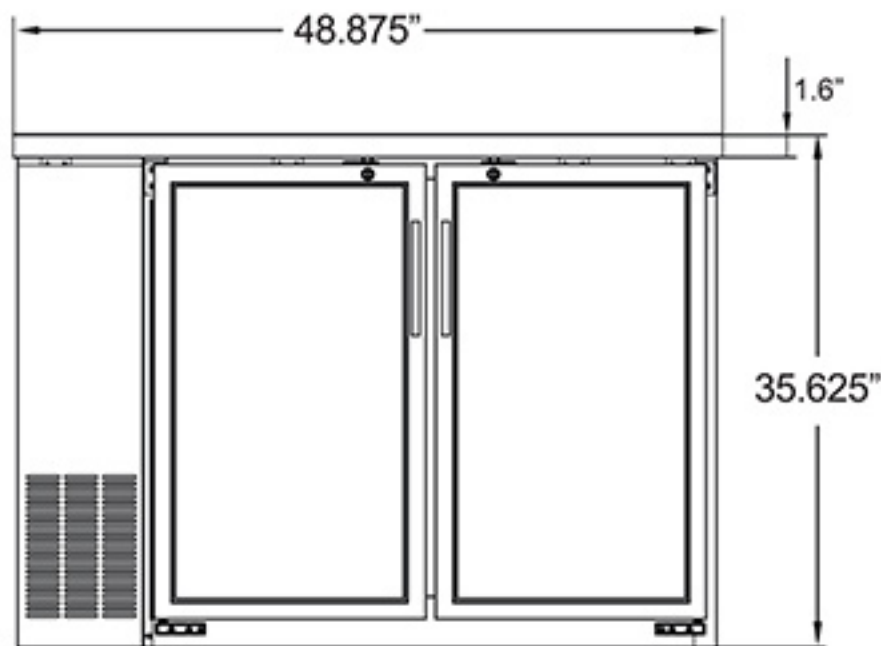
Construction

Exterior Material	430 series stainless steel
Interior Material	304 series stainless steel
Insulation Material	Foamed in place polyurethane
Shelf Load Capacity	90 lbs
Handles only on Models	SGBBB-48/SSGGB-48

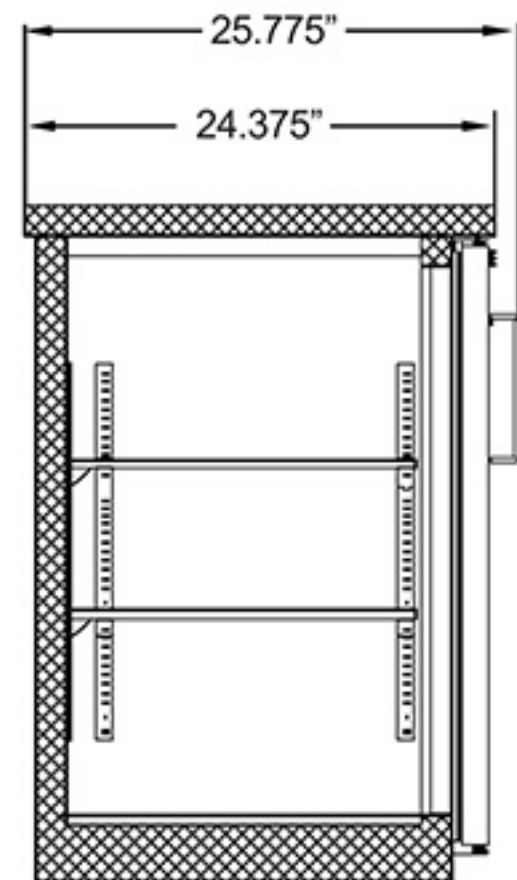
Electrical

Voltage	115
Amps	7.2
Hz	60
Phase	1

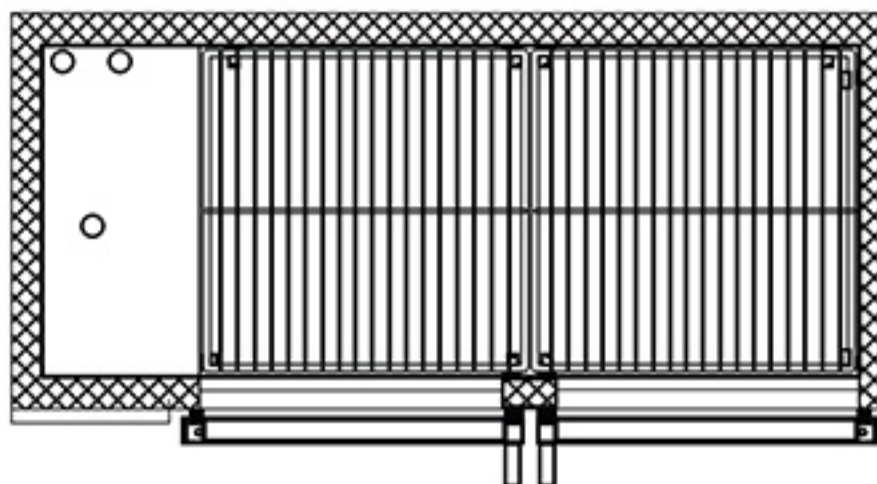
PLAN VIEW



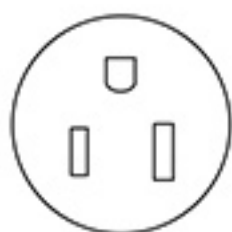
Front View



Side View



Top View



NEMA 5-15